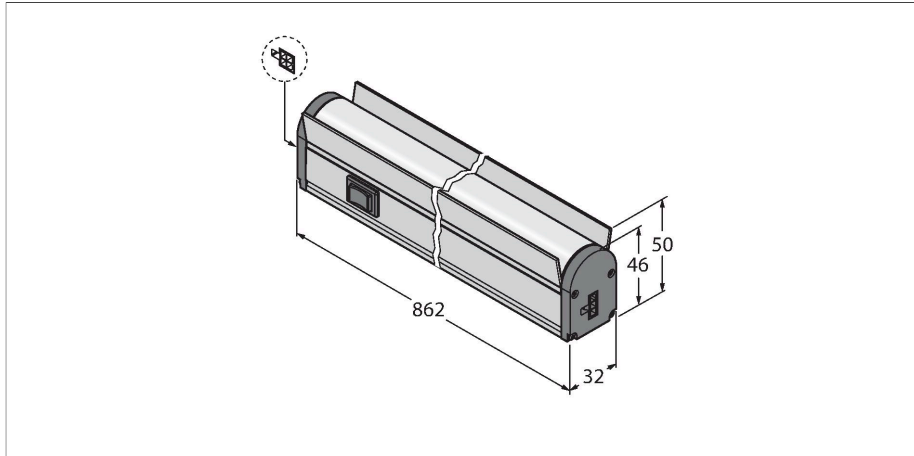


WLB32C850EPBQ

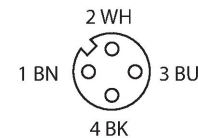
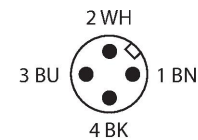
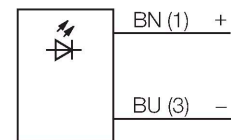
Work Light – Linear Light



Features

- Cascadable via female M12 × 1, 4-pin
- Integrated screening
- ON/OFF switch
- Operating voltage: 12...30 VDC
- Color: White
- M12 × 1 connector

Wiring diagram



Functional principle

The energy-efficient LED work lights are ideally suited for industrial applications. The color temperature lies in the range of daylight, between 5,000 and 10,000 Kelvin. Despite the new, very bright LED-technology there is no glare. The lights can be easily daisy-chained, whereby each light can be switched off, 50% or 100 % luminosity with the DIP switch. The new technology provides a 40% higher energy efficiency than comparable lights. These rugged lights in a metal housing are suitable for a wide range of applications, for example as machines or task lighting. The assembly is done via magnetic or snap-on brackets.

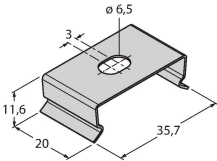
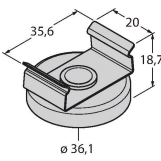
Technical data

Type	WLB32C850EPBQ
ID	3097822
Signal and display data	
Purpose	LED work light
Function	Linear light
Light type	White
Color temperature	4700...+5300 K
Luminous flux lumen	1800 lm
LED service life (L70)	50000 h
Dimmable	Two-stage
Features of color 1	White, Permanently on, 2250 lm
Special features	Eye-Shield
Electrical data	
Operating voltage	12...30 VDC
DC rated operational current	≤ 930 mA
Max. current consumption per color	2400 mA
Input power	22.32 W
Mechanical data	
Cascadable	Yes
Design	Rectangular, WLB32
Dimensions	884 x 38.3 x 48 mm
Housing material	Metal, AL
Window material	Polycarbonate, diffuse
Electrical connection	Connector, M12 × 1, PVC
Number of cores	4
Ambient temperature	-40...+70 °C
Protection class	IP50

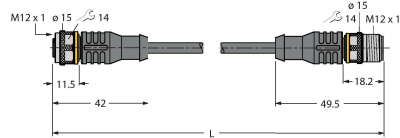
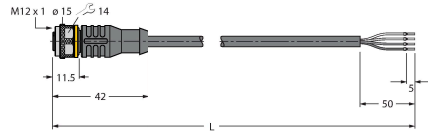
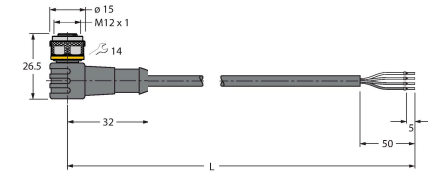
Technical data

Tests/approvals	
Shock resistance	15 g (11 ms)
Approvals	CE, UL

Accessories

LMBWLB32	3090623	Snap bracket for WLB32 work light, included in the WLB92 scope of delivery	LMBWLB32MAG	3087851	Snap bracket for WLB32 work light, for mounting on metal surfaces
					
LMBWLB32-180S	3087852	Snap bracket for WLB32 work light, rotatable up to 180° degrees			

Accessories

Dimension drawing	Type	ID	
	RKC4.4T-0.6-RSC4.4T/TEL	6625206	Extension cable, M12 female connector, straight, 4-pin to M12 male connector, straight, 4-pin; cable length: 0.6 m, jacket material: PVC, black; cULus approval
	RKC4.4T-2/TEL	6625013	Connection cable, M12 female connector, straight, 4-pin, cable length: 2 m, jacket material: PVC, black; cULus approval
	WKC4.4T-2/TEL	6625025	Connection cable, M12 female connector, angled, 4-pin, cable length: 2 m, jacket material: PVC, black; cULus approval