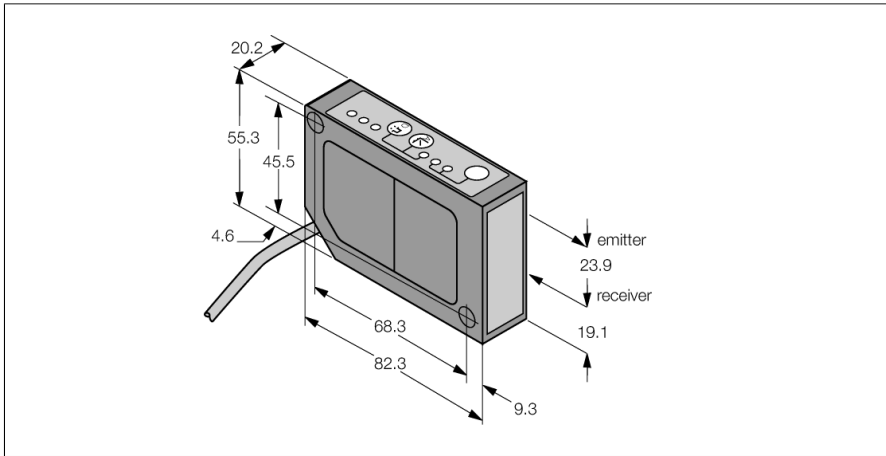
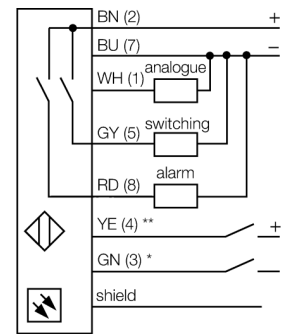


Photoelectric Sensor Laser Measuring System LG10A65PI



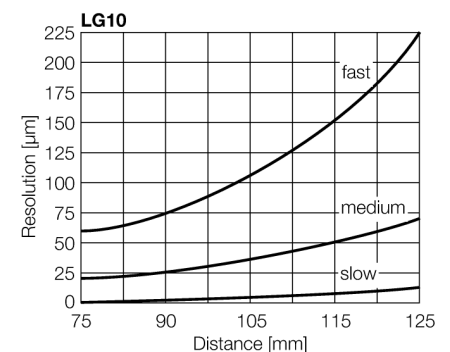
- Connection cable, 2 m
- Measuring range 75...125 mm
- Focal point at 180 mm
- Operating voltage 12...30 VDC
- Analog output 4...20 mA
- Indication of signal intensity
- Alarm output
- Slow, medium and fast operation mode adjustable

Wiring Diagram



Functional principle

The function principle of the L-GAGE is based on optical triangulation. The emitter and the optics create a light source that is directed towards a target. The target reflects the laser beam back to the receiver lens of the sensor, from where it then falls onto the position sensitive device (PSD) as the receiving element. The target's distance from the receiver determines the angle at which the light meets the receiver element. The integrated microprocessor uses this angle to analyse the target position and to create a corresponding output signal.



Type	LG10A65PI
ID	3054095
Optical data	
Function	Proximity switch
Operating mode	Triangulation
Light type	Red
Wavelength	650 nm
Focal distance	180 mm
Laser class	▲ 2
Repeatability	0.01 mm
Range	75...125 mm
Ambient light immunity	5000 lux
Electrical data	
Operating voltage	12...30 VDC
Residual ripple	< 10 % U _{ss}
DC rated operational current	≤ 100 mA
No-load current I ₀	≤ 50 mA
Short-circuit protection	yes
Reverse polarity protection	yes
Output function	NO contact, PNP/Analog output
Current output	4...20 mA
Load resistance	≤ 1000 Ω
Switching frequency	≤ 500 Hz
Readiness delay	≤ 1.25 s
Readiness delay	≤ 1250 ms
Response time typical	< 1 ms
Mechanical data	
Design	Rectangular, LG10
Housing material	Metal, Zinc Alloy Die-Cast, Black-finished
Lens	plastic, Acrylic
Electrical connection	Cable, 2 m, PVC
Number of cores	8
Core cross-section	0.34 mm ²
Ambient temperature	-10...+50 °C
Protection class	IP67

Special features	Laser Teach input
Power-on indication	LED, Green
Switching state	LED, Yellow
Tests/approvals	
Approvals	CE, cURus

Accessories

Type code	Ident no.		Dimension drawing
SMBLG	3055815	Montagewinkel, Edelstahl 304, für Sensoren der Reihe LG5 und LG10	
SMBLGA	3055906	Montagewinkel, Edelstahl 304, für Sensoren der Reihe LG5 und LG10, mit Verstellerschrauben für präzisere Montage	