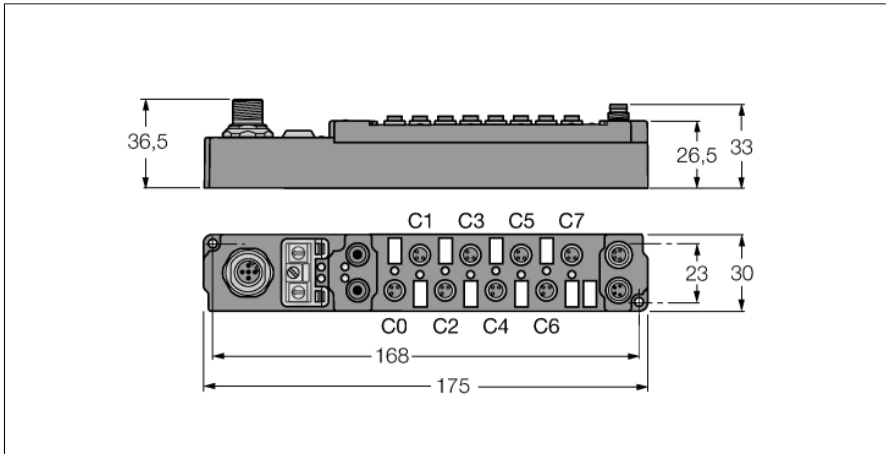


piconet Coupling Module for CANopen

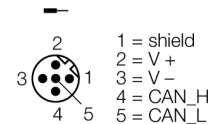
8 Digital Outputs 0.5 A

SCOL-0008D-5006

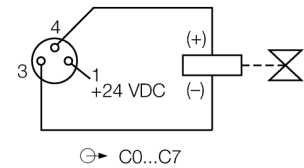


- Configuration interface
- Configurable functions
- Supported via I/O-ASSISTANT 2
- Direct connection to the fieldbus
- Direct connection to the IP link
- Fibre-glass reinforced housing
- Encapsulated module electronics
- Metal connector
- Degree of protection IP67

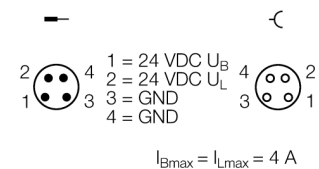
M12 × 1 Fieldbus



M8 × 1 Output



M8 × 1 Power Supply



Type	SCOL-0008D-5006
ID	6824511
Number of channels	16
Operating / load voltage	20...29 VDC
Operating current	≤ 60 mA
Fieldbus transmission rate	10 kbps ...1 Mbps
Fieldbus addressing	0 to 99
Service interface	parameterisation via I/O-ASSISTANT
Electrical isolation	Fieldbus to operational voltage
Fibre-optic length	≤ 15 m
Number of channels	8 digital outputs acc. to EN 61131-2
Output voltage	20...29 VDC from load voltage
Output current per channel	0.5 A, short-circuit proof
Load type	resistive, inductive, lamp load
Switching frequency	≤ 500 Hz
Simultaneity factor	1
Dimensions (W x L x H)	30 x 175 x 26.5 mm
Vibration test	Acc. to EN 60068-2-6
Shock test	acc. to DIN EN 60068-2-27
Electromagnetic compatibility	Acc. to EN 61000-6-2/EN 61000-6-4
Protection class	IP67
Approvals	CE, cULus

Data in process image

			Bit 7	Bit 6	Bit 5	Bit 4	Bit 3	Bit 2	Bit 1	Bit 0
Each 4 bit input and 4 bit output data are mapped.	Input	Byte n (M8)	Is used by the physically following bit-oriented extension module connected via the IP Link.				C3P4	C2P4	C1P4	C0P4
		Byte n (M12)					C1P2	C1P4	C0P2	C0P4
	Output	Byte n (M8)					C7P4	C6P4	C5P4	C4P4
		Byte n (M12)					C3P2	C3P4	C2P2	C2P4

C... = Connector no., P... = Pin no.