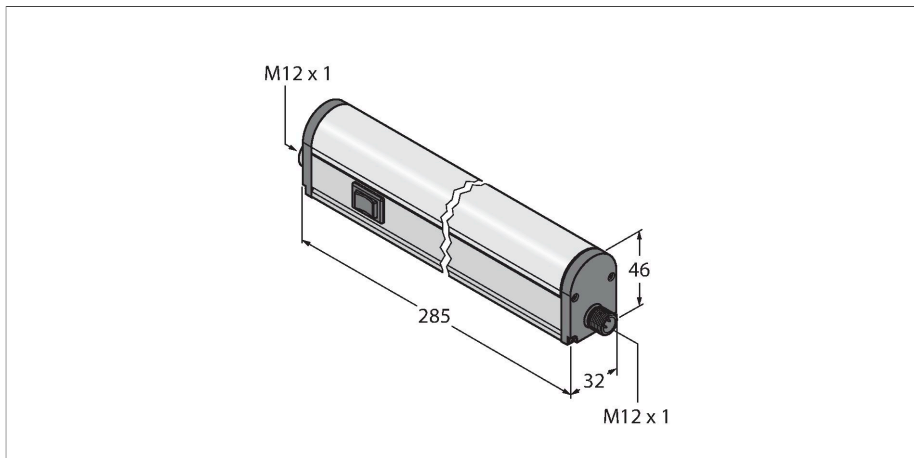


WLB32C285PBQ

Work Light – Linear Light



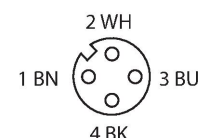
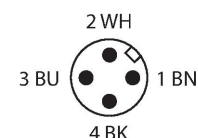
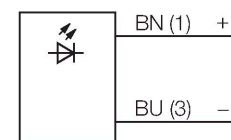
Technical data

Type	WLB32C285PBQ
ID	3087481
Signal and display data	
Purpose	LED work light
Function	Linear light
Light type	White
Color temperature	4700...+5300 K
Luminous flux lumen	600 lm
LED service life (L70)	50000 h
Dimmable	Two-stage
Features of color 1	White, Permanently on, 750 lm
Electrical data	
Operating voltage	12...30 VDC
DC rated operational current	≤ 310 mA
Input power	7.44 W
Mechanical data	
Cascadable	Yes
Design	Rectangular, WLB32
Dimensions	320 x 31.9 x 46 mm
Housing material	Metal, AL
Window material	Polycarbonate, diffuse
Electrical connection	Connector, M12 × 1, PVC
Number of cores	4
Ambient temperature	-40...+70 °C
Protection class	IP50

Features

- Cascadable via M12 × 1 female connector, 4-pin
- ON/OFF switch
- Operating voltage: 12...30 VDC
- Light beam: 285 mm
- Housing length: 320 mm
- Color: White
- M12 × 1 connector

Wiring diagram



Functional principle

The energy-efficient LED work lights are ideally suited for industrial applications. The color temperature lies in the range of daylight, between 5,000 and 10,000 Kelvin. Despite the new, very bright LED-technology there is no glare. The lights can be easily daisy-chained, whereby each light can be switched off, 50%

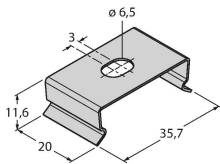
Technical data

Tests/approvals	
Shock resistance	15 g (11 ms)
Approvals	CE, UL

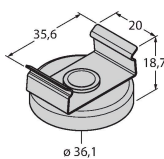
or 100 % luminosity with the DIP switch. The new technology provides a 40% higher energy efficiency than comparable lights. These rugged lights in a metal housing are suitable for a wide range of applications, for example as machines or task lighting. The assembly is done via magnetic or snap-on brackets.

Accessories

LMBWLB32	3090623
Snap bracket for WLB32 work light, included in the WLB92 scope of delivery	



LMBWLB32MAG	3087851
Snap bracket for WLB32 work light, for mounting on metal surfaces	



LMBWLB32-180S	3087852
Snap bracket for WLB32 work light, rotatable up to 180° degrees	

Accessories

Dimension drawing	Type	ID	
	RKC4.4T-0.6-RSC4.4T/TEL	6625206	Extension cable, M12 female connector, straight, 4-pin to M12 male connector, straight, 4-pin; cable length: 0.6 m, jacket material: PVC, black; cULus approval
	RKC4.4T-2/TEL	6625013	Connection cable, M12 female connector, straight, 4-pin, cable length: 2 m, jacket material: PVC, black; cULus approval
	WKC4.4T-2/TEL	6625025	Connection cable, M12 female connector, angled, 4-pin, cable length: 2 m, jacket material: PVC, black; cULus approval