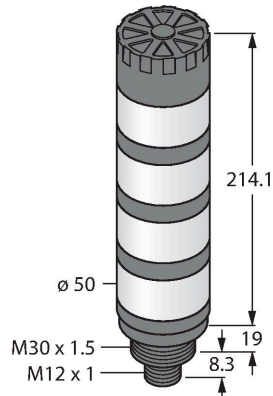


TL50WYBRAQ

LED Indicator – Tower Light



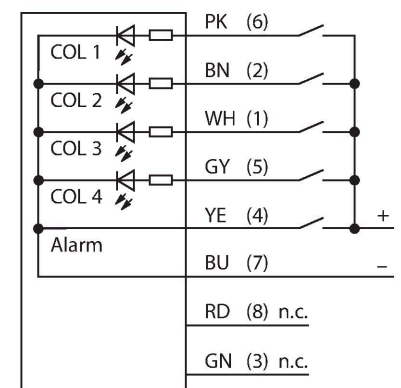
Technical data

Type	TL50WYBRAQ
ID	3016759
Signal and display data	
Purpose	LED indicator light
Function	Tower light
Light type	White Yellow Blue Red
Dimmable	No
Features of color 1	White, Permanently on, 21 lm
Features of color 2	Yellow, Permanently on, 5 lm
Features of color 3	Blue, Permanently on, 4.5 lm
Features of color 4	Red, Permanently on, 7.5 lm
Acoustic signal	Continuous tone, 92 dB
Electrical data	
Operating voltage	18...30 VDC
DC rated operational current	≤ 45 mA
Operating voltage	21...27 VAC
Max. current consumption per color	45 mA
Max. current consumption of beeper	25 mA
Input type	Bipolar (PNP/NPN)
Response time typical	< 10 ms
Mechanical data	
Cascadable	No
Design	Smooth barrel, TL50
Dimensions	Ø 50 x 241.5 mm
Housing material	Plastic, ABS, Black

Features

- Plastic housing, black
- EMI and RFI immune
- Protection class IP50
- M12 x 1 male
- Multicolor: White (COL 1) / Yellow (COL 2) / Blue (COL 3) / Red (COL 4)
- Operating voltage: 18...30 VDC or 24 VAC with 45 mA per LED color
- Inputs: PNP/NPN
- Beeper max. 92 dB

Wiring diagram



Functional principle

The TL50 tower lights provide highly visible status indicators and a clear user guidance within the entire system. They can be assembled from varicolored LEDs and are available with or without beeper. You can mount them directly on machines, in the cabinet or in monitoring locations of production lines.

The wiring diagram shows a PNP pin assignment.

There are 10 colors available blue (B), green (G), red (R), yellow (Y), white (W), turquoise

Technical data

Window material	Polycarbonate, diffuse
Electrical connection	Connector, M12 × 1, PVC
Number of cores	8
Ambient temperature	-20...+50 °C
Relative humidity	0...95 %
Protection class	IP50
Tests/approvals	
Approvals	CE, UL listed

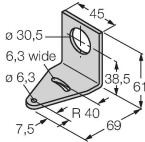
(T), orange (O), violet (V), sky blue (S) and magenta (M), which specify the light sequence from bottom to top in the type code of the tower light. Example: TL50GYRQ, colors green, yellow and red arranged from bottom to top.

Accessories

SMB30A

3032723

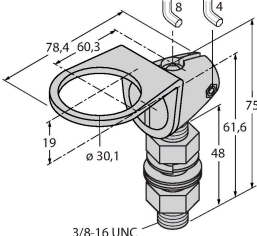
Mounting bracket, rectangular, stainless steel, for sensors with 30mm thread



SMB30FA

3074005

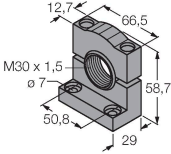
Montagewinkel; Werkstoff VA 1.4401




SMB30SC

3052521

Mounting bracket, PBT black, for sensors with 30 mm thread, rotatable



Accessories

Dimension drawing	Type	ID	
	RKC8T-2/TEL	6625130	Connection cable, M12 female connector, straight, 8-pin, cable length: 2 m, jacket material: PVC, black; cULus approval