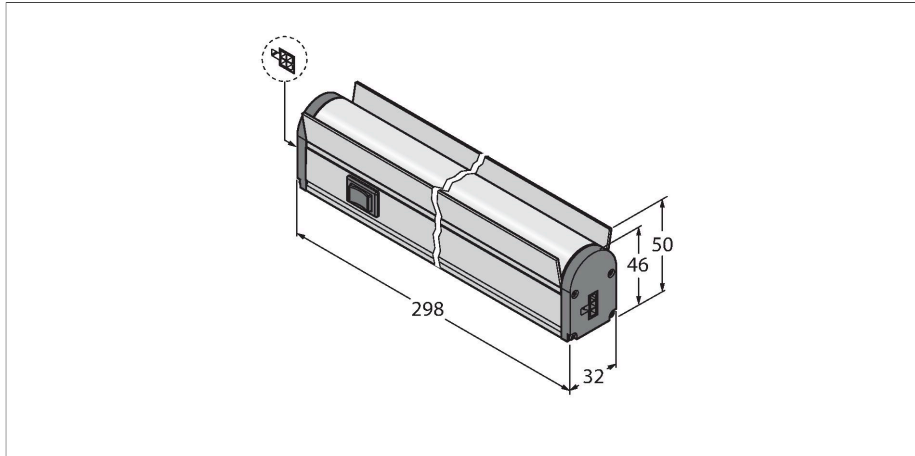


# WLB32C285EMQ

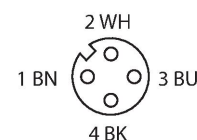
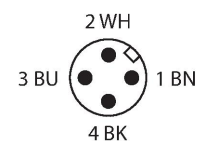
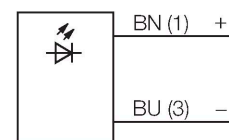
## Work Light – Linear Light



### Features

- Cascadable via M12 × 1 female connector, 4-pin
- ON/OFF switch
- Operating voltage: 12...30 VDC
- Light beam: 285 mm
- Housing length: 320 mm
- Color: White
- M12 x 1 connector

### Wiring diagram



### Functional principle

The energy-efficient LED work lights are ideally suited for industrial applications. The color temperature lies in the range of daylight, between 5,000 and 10,000 Kelvin. Despite the new, very bright LED-technology there is no glare. The lights can be easily daisy-chained, whereby each light can be switched off, 50%

### Technical data

Type	WLB32C285EMQ
ID	3097828
Signal and display data	
Purpose	LED work light
Function	Linear light
Light type	White
Color temperature	4700...+5300 K
Luminous flux lumen	600 lm
LED service life (L70)	50000 h
Dimmable	Two-stage
Features of color 1	White, Permanently on, 750 lm
Special features	Eye-Shield
Electrical data	
Operating voltage	12...30 VDC
DC rated operational current	≤ 310 mA
Max. current consumption per color	800 mA
Input power	7.44 W
Mechanical data	
Cascadable	Yes
Design	Rectangular, WLB32
Dimensions	390 x 38.3 x 50.2 mm
Housing material	Metal, AL
Window material	Polycarbonate, diffuse
Electrical connection	Connector, M12 × 1, PVC
Number of cores	4
Ambient temperature	-40...+70 °C
Protection class	IP50

Technical data

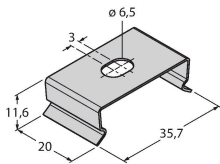
Tests/approvals	
Shock resistance	15 g (11 ms)
Approvals	CE, UL

or 100 % luminosity with the DIP switch. The new technology provides a 40% higher energy efficiency than comparable lights. These rugged lights in a metal housing are suitable for a wide range of applications, for example as machines or task lighting. The assembly is done via magnetic or snap-on brackets.

Accessories

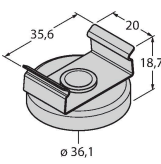
LMBWLB32	3090623
----------	---------

Snap bracket for WLB32 work light, included in the WLB92 scope of delivery



LMBWLB32MAG	3087851
-------------	---------

Snap bracket for WLB32 work light, for mounting on metal surfaces



LMBWLB32-180S	3087852
---------------	---------

Snap bracket for WLB32 work light, rotatable up to 180° degrees

Accessories

Dimension drawing	Type	ID	
	RKC4.4T-0.6-RSC4.4T/TEL	6625206	Extension cable, M12 female connector, straight, 4-pin to M12 male connector, straight, 4-pin; cable length: 0.6 m, jacket material: PVC, black; cULus approval
	RKC4.4T-2/TEL	6625013	Connection cable, M12 female connector, straight, 4-pin, cable length: 2 m, jacket material: PVC, black; cULus approval
	WKC4.4T-2/TEL	6625025	Connection cable, M12 female connector, angled, 4-pin, cable length: 2 m, jacket material: PVC, black; cULus approval