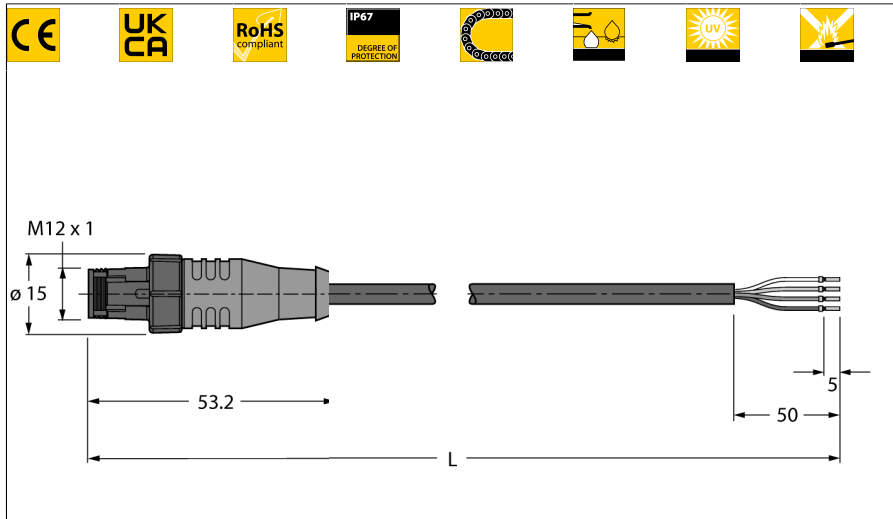


Actuator and Sensor Cable, PUR Quick-turn Connection Cable RSC4.4Q-10/TXL



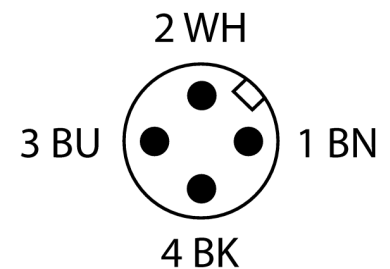
- Male M12, straight, 4-pin
- Sheath material: PUR
- Sheath color: black
- Qualified for drag chain use
- Resistant to weld splatter
- Resistant to chemicals, UV radiation and oils
- Flame retardant
- Free from halogen, silicone, PVC and LABS
- Particularly resistant to abrasion
- RoHS conform
- Protection class IP67
- Cable length: 10 m

Type	RSC4.4Q-10/TXL
ID	6628036

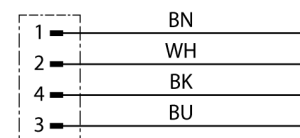
Connector A	Male, M12 × 1, Straight, A-coded
Number of Pins	4
Contact carriers	Plastic, TPU, Black
Connector body	Plastic, TPU, Yellow
Interlocking sleeve	Plastic, PBT, black
Mechanical lifespan	> 50 Mating cycles
Pollution degree	3
Protection class	IP67, (plugged)

Cable	
Cable diameter	Ø 4.5mm ±0.20
Cable length	10 m m
Cable jacket	PUR, Black
Core insulation	PP
Core cross-section	4 x 0.34 mm ²
Arrangement of strands	42 x 0.1mm
Core colors	BN, WH, BU, BK

Electrical properties at +20 °C	
Rated voltage	250V
Test voltage	2000 V
Current	4AA
Insulation resistance	> 30.5 MΩ/km
forward resistance	max. 57 Ω/km

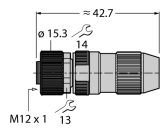
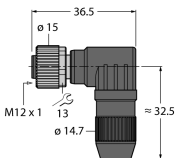
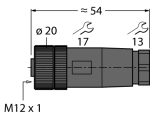
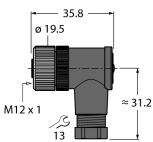
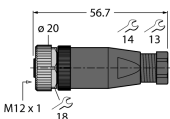
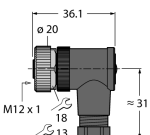


Circuit Diagram

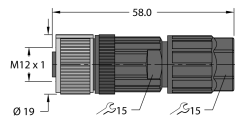
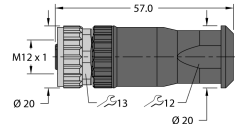
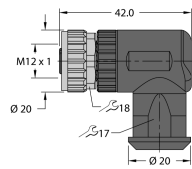


Mechanical and chemical properties	
Bending radius (stationary installation)	$\geq 5 \times \varnothing$
Bending radius (flexible use)	$\geq 10 \times \varnothing$
Bending cycles	≥ 5 million
Admissible acceleration	max. 5 m/s ²
Admissible travel path, horizontal	5 m (at 5 m/s ²)
Admissible travel path, vertical	2 m (at 5 m/s ²)
Admissible traversing speed	3.3 m/s
Torsional stress	$\pm 180^\circ/\text{m}$
Ambient temperature range (stationary)	-50...+80°C
Ambient temperature range (In motion)	-25...+80°C
Ambient temperature during drag chain operation	-25...+60°C

Accessories

Type code	Ident no.		Dimension drawing
HA8141-0	6905407	Field-wireable female connector, M12 × 1, straight, 4-pin, insulation piercing connection, cable feedthrough 4.0 to 5.1 mm, core cross-section/terminal capacity 0.14 to 0.34 mm², plastic housing, metal nut	 <p>Technical drawing of the HA8141-0 connector. It is a straight, 4-pin field-wireable female connector. Dimensions shown: overall length ≈ 42.7 mm, outer diameter of the main body ø 15.3 mm, and a smaller diameter section ø 13 mm. The connector is labeled M12 x 1.</p>
HA8241-0	6905401	Field-wireable female connector, M12 × 1, angled, 4-pin, insulation piercing connection, cable feedthrough 4.0 to 5.1 mm, core cross-section/terminal capacity 0.14 to 0.34 mm², plastic housing, metal nut	 <p>Technical drawing of the HA8241-0 connector. It is an angled, 4-pin field-wireable female connector. Dimensions shown: overall length ≈ 36.5 mm, outer diameter of the main body ø 15 mm, and a smaller diameter section ø 14.7 mm. The connector is labeled M12 x 1.</p>
B8141-0	69049	Field-wireable female connector, M12 × 1, straight, 4-pin, screw terminal connection, cable feedthrough 4.0 to 6.0 mm, core cross-section/terminal capacity 0.14 to 0.75 mm², plastic housing, plastic nut	 <p>Technical drawing of the B8141-0 connector. It is a straight, 4-pin field-wireable female connector with a screw terminal connection. Dimensions shown: overall length ≈ 54 mm, outer diameter of the main body ø 20 mm, and a smaller diameter section ø 13 mm. The connector is labeled M12 x 1.</p>
B8241-0	69048	Field-wireable female connector, M12 × 1, angled, 4-pin, screw terminal connection, cable feedthrough 4.0 to 6.0 mm, core cross-section/terminal capacity 0.14 to 0.75 mm², plastic housing, plastic nut	 <p>Technical drawing of the B8241-0 connector. It is an angled, 4-pin field-wireable female connector with a screw terminal connection. Dimensions shown: overall length ≈ 35.8 mm, outer diameter of the main body ø 19.5 mm, and a smaller diameter section ø 13 mm. The connector is labeled M12 x 1.</p>
BM8141-0	6935145	Field-wireable female connector, M12 × 1, straight, 4-pin, screw terminal connection, cable feedthrough 4.0 to 6.0 mm, core cross-section/terminal capacity 0.25 to 0.75 mm², plastic housing, metal nut	 <p>Technical drawing of the BM8141-0 connector. It is a straight, 4-pin field-wireable female connector with a screw terminal connection. Dimensions shown: overall length ≈ 56.7 mm, outer diameter of the main body ø 20 mm, and a smaller diameter section ø 13 mm. The connector is labeled M12 x 1.</p>
BM8241-0	6935889	Field-wireable female connector, M12 × 1, angled, 4-pin, screw terminal connection, cable feedthrough 4.0 to 6.0 mm, core cross-section/terminal capacity 0.25 to 0.75 mm², plastic housing, metal nut	 <p>Technical drawing of the BM8241-0 connector. It is an angled, 4-pin field-wireable female connector with a screw terminal connection. Dimensions shown: overall length ≈ 36.1 mm, outer diameter of the main body ø 20 mm, and a smaller diameter section ø 13 mm. The connector is labeled M12 x 1.</p>

Accessories

Type code	Ident no.		Dimension drawing
FW-ERKPM0426-SA-P-0408	100002047	Field-wireable female connector, M12 × 1, straight, 4-pin, push-in connection, cable feedthrough 4.0 to 8.0 mm, core cross-section/terminal capacity 0.14 to 0.75 mm², plastic housing, metal coupling nut	
FW-ERKPM0416-SA-S-0408	100002283	Field-wireable female connector, M12 × 1, straight, 4-pin, screw terminal connection, cable feedthrough 4.0 to 8.0 mm, core cross-section/terminal capacity 0.25 to 1.5 mm², plastic housing, metal nut	
FW-EWKPM0416-SA-S-0408	100002286	Field-wireable female connector, M12 × 1, angled, 4-pin, screw terminal connection, cable feedthrough 4.0 to 8.0 mm, core cross-section/terminal capacity 0.25 to 1.5 mm², plastic housing, metal nut	
BLANK-LABEL-FOR-CORDSETS-TEL-TXL	6936206	Label for TEL and TXL cables, length: 18 mm, height: 4 mm, material: polycarbonate (PC), color: white, halogen-free and flame-retardant	