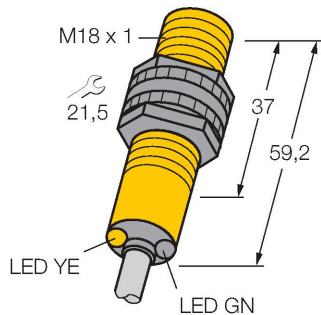


S18SP6R

Photoelectric Sensor – Opposed Mode Sensor (Receiver)



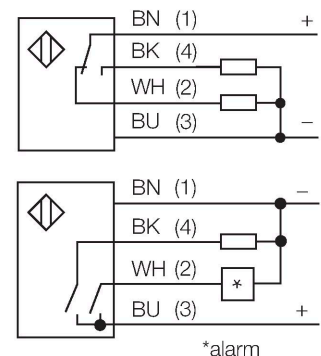
Technical data

| | |
|-----------------------------|---------------------------------|
| Type | S18SP6R |
| ID no. | 3029412 |
| Optical data | |
| Function | Opposed mode sensor |
| Operating mode | Receiver |
| Range | 0...20000 mm |
| Electrical data | |
| Operating voltage | 10...30 VDC |
| No-load current | ≤ 25 mA |
| Short-circuit protection | yes / Cyclic |
| Reverse polarity protection | yes |
| Output function | Connection programmable, PNP |
| Switching frequency | ≤ 160 Hz |
| Readiness delay | ≤ 100 ms |
| Response time typical | < 3 ms |
| Overcurrent release | > 220 mA |
| Mechanical data | |
| Design | Threaded barrel, S18 |
| Dimensions | Ø 18 x 59.2 mm |
| Housing material | Plastic, Thermoplastic material |
| Lens | plastic, Polycarbonate |
| Electrical connection | Cable, 2 m, PVC |
| Number of cores | 4 |
| Core cross-section | 0.5 mm ² |
| Ambient temperature | -40...+70 °C |
| Protection class | IP67 IP69 |

Features

- Cable, 2 m
- Protection class IP67
- Ambient temperature: -40...+70 °C
- Selectable light/dark operation or light operation with alarm function
- Operating voltage: 10...30 VDC
- PNP switching output, changeover

Wiring diagram

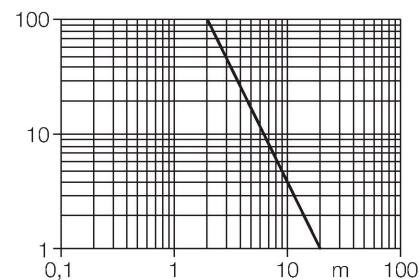


Functional principle

Opposed mode sensors consist of an emitter and receiver. They are installed opposite each other so that the light from the emitter is aimed directly at the receiver. When an object interrupts or weakens the light beam, the sensor switches. Opposed mode sensors are the most reliable photoelectric sensors for detection of opaque targets. An excellent contrast between light and dark conditions and an extremely high excess gain are typical of this sensing mode, thus allowing operation over larger distances and under difficult conditions. Excess gain curve
Excess gain in relation to the distance

Technical data

| | |
|------------------------|---------------------------|
| Special features | Encapsulated Wash down |
| Power-on indication | LED, Green |
| Switching state | LED, Yellow |
| Error indication | LED, green, Flashing |
| Excess gain indication | LED |
| Alarm display | LED yellow Flashing |
| Tests/approvals | |
| Approvals | CE, UL, CSA |



Accessories

