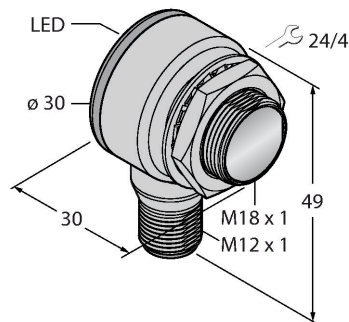


TM18AP6RQ8

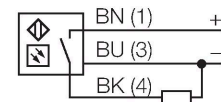
Photoelectric Sensor – Opposed Mode Sensor (Receiver)



Features

- M12 × 1 male connector, 4-pin
- Protection classes IP67/IP69K
- Ambient temperature: -40 °C...+70 °C
- Metal housing
- Operating voltage: 10...30 VDC
- PNP switching output, light operation

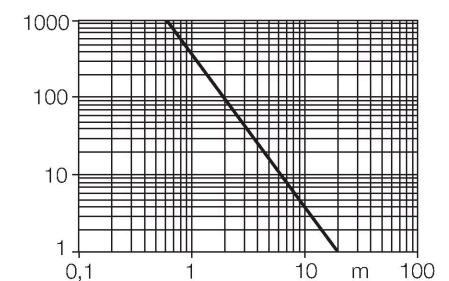
Wiring diagram



Functional principle

Opposed mode sensors consist of an emitter and receiver. They are installed opposite each other so that the light from the emitter is aimed directly at the receiver. When an object interrupts or weakens the light beam, the sensor switches. Opposed mode sensors are the most reliable photoelectric sensors for detection of opaque targets. An excellent contrast between light and dark conditions and an extremely high excess gain are typical of this sensing mode, thus allowing operation over larger distances and under difficult conditions. Excess gain curve

Excess gain in relation to the distance



Technical data

Type	TM18AP6RQ8
ID no.	3042009
Optical data	
Function	Opposed mode sensor
Operating mode	Receiver
Range	0...20000 mm
Electrical data	
Operating voltage	10...30 VDC
No-load current	≤ 25 mA
Short-circuit protection	yes / Cyclic
Reverse polarity protection	yes
Output function	NO contact, light operation, PNP
Switching frequency	≤ 440 Hz
Readiness delay	≤ 100 ms
Response time typical	< 1.5 ms
Mechanical data	
Design	Rectangular with thread, TM18
Dimensions	Ø 18 x 30 x 30 x 49 mm
Housing material	Metal, Zinc Die-Cast with Nickel-Plating
Lens	plastic, Polycarbonate
Electrical connection	Connectors, M12 × 1, PVC
Number of cores	4
Ambient temperature	-40...+70 °C
Protection class	IP67 IP69
Special features	Encapsulated Wash down
Power-on indication	LED, Green

Technical data

Switching state	LED, Yellow
Error indication	LED, green, Flashing
Excess gain indication	LED
Alarm display	LED yellow Flashing
Tests/approvals	
Approvals	CE, UL

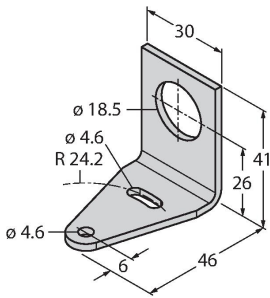
Accessories

SMBT18Y	3069554
---------	---------

mounting bracket, rectangular, for sensors with 18 mm thread, 15.3 mm cable feedthrough or M12 x 1 male

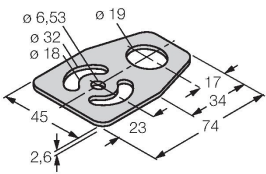
SMB18A	3033200
--------	---------

Mounting bracket, rectangular, stainless steel, for sensors with 18 mm thread



SMBAMS18P	3073134
-----------	---------

Mounting bracket, stainless steel, for sensors with 18 mm thread



Accessories

Dimension drawing	Type	ID no.	
	RKC4.4T-2/TEL	6625013	Connection cable, female M12, straight, 4-pin, cable length: 2 m, sheath material: PVC, black; cULus approval; other cable lengths and qualities available, see www.turck.com
	WKC4.4T-2/TEL	6625025	Connection cable, female M12, angled, 4-pin, cable length: 2 m, sheath material: PVC, black; cULus approval; other cable lengths and qualities available, see www.turck.com