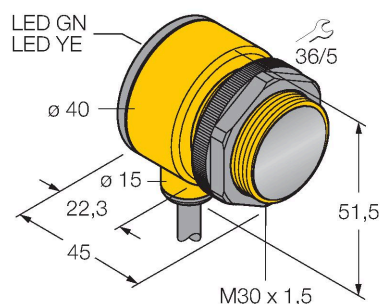


T303E

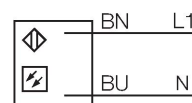
Photoelectric Sensor – Opposed Mode Sensor (Emitter)



Features

- Cable, 2 m
- Protection class IP67
- Ambient temperature: -40...+70 °C
- Operating voltage: 20...250 VAC

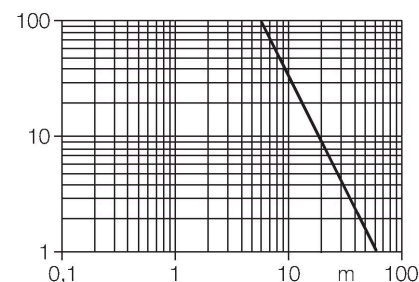
Wiring diagram



Functional principle

Opposed mode sensors consist of an emitter and receiver. They are installed opposite to each other so that the light from the emitter is aimed directly at the receiver. When an object interrupts or weakens the light beam, the sensor switches. Opposed mode sensors are the most reliable photoelectric sensors for detection of opaque targets. The excellent light/dark contrast and the high excess gain allow operation over larger distances and under difficult conditions.

Excess gain curve
Excess gain in relation to the distance



Technical data

Type	T303E
ID no.	3032494
Optical data	
Function	Opposed mode sensor
Operating mode	Emitter
Light type	IR
Wavelength	950 nm
Range	0...60000 mm
Electrical data	
Operating voltage	20...250 VAC
Readiness delay	≤ 100 ms
Response time typical	< 16 ms
Mechanical data	
Design	Rectangular with thread, T30
Dimensions	Ø 30 x 45 x 40 x 51.5 mm
Housing material	Plastic, Thermoplastic material
Lens	plastic, Acrylic
Electrical connection	Cable, 2 m, PVC
Number of cores	2
Core cross-section	0.5 mm ²
Ambient temperature	-40...+70 °C
Protection class	IP69
Special features	Encapsulated Wash down
Power-on indication	LED, Green
Excess gain indication	LED

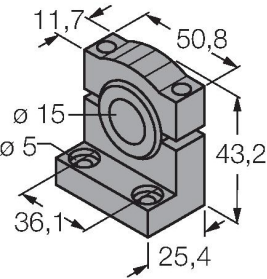
Technical data

Tests/approvals	
Approvals	CE, UL, CSA

Accessories

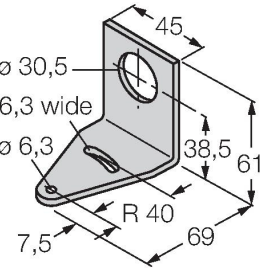
SMB1815SF 3053279

Mounting bracket, PBT black, for PICO-GUARD points



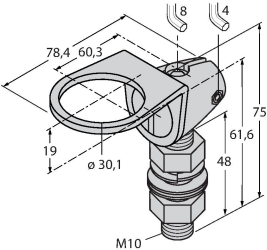
SMB30A 3032723

Mounting bracket, rectangular, stainless steel, for sensors with 30mm thread



SMB30FAM10 3011185

Mounting bracket, stainless steel, for M10 x 1.5 thread, thread length 30 mm



SMBAMS30P 3073135

Mounting bracket, stainless steel, for sensors with 30 mm thread

