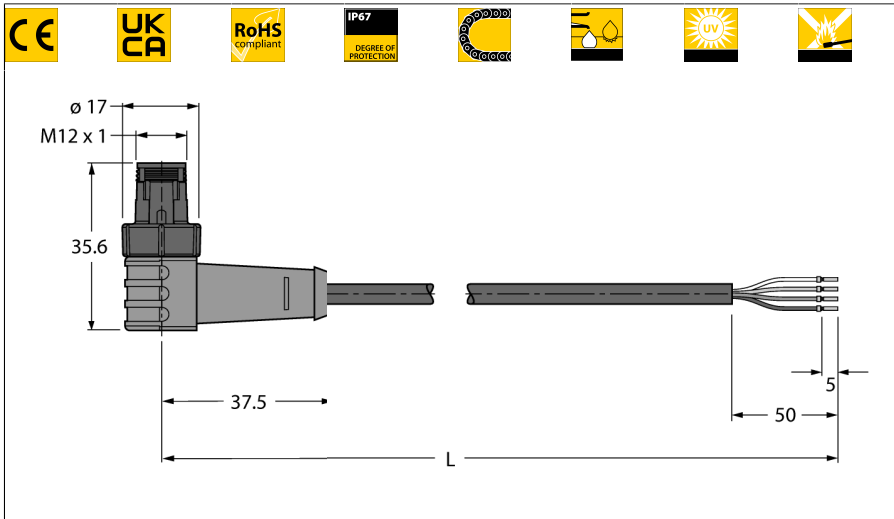


Actuator and Sensor Cable, PUR Connection Cable WSC4.4Q-10/TXL



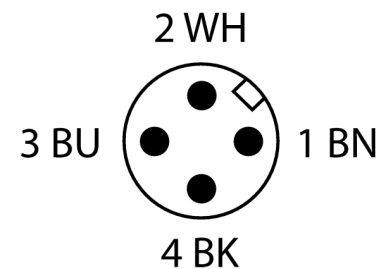
- Male M12, angled, 4-pin
- Sheath material: PUR
- Sheath color: black
- Qualified for drag chain use
- Resistant to weld splatter
- Resistant to chemicals, UV radiation and oils
- Flame retardant
- Free from halogen, silicone, PVC and LABS
- Particularly resistant to abrasion
- RoHS conform
- Protection class IP67
- Cable length: 10 m

| | |
|------|----------------|
| Type | WSC4.4Q-10/TXL |
| ID | 6628039 |

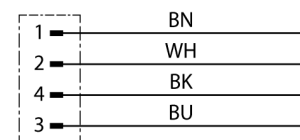
| | |
|---------------------|--------------------------------|
| Connector A | Male, M12 × 1, Angled, A-coded |
| Number of Pins | 4 |
| Contact carriers | Plastic, TPU, Black |
| Connector body | Plastic, TPU, Yellow |
| Interlocking sleeve | Plastic, PBT, black |
| Mechanical lifespan | > 50 Mating cycles |
| Pollution degree | 3 |
| Protection class | IP67, (plugged) |

| | |
|------------------------|--------------------------|
| Cable | |
| Cable diameter | Ø 4.5mm ±0.20 |
| Cable length | 10 m m |
| Cable jacket | PUR, Black |
| Core insulation | PP |
| Core cross-section | 4 x 0.34 mm ² |
| Arrangement of strands | 42 x 0.1mm |
| Core colors | BN, WH, BU, BK |

| | |
|---------------------------------|--------------|
| Electrical properties at +20 °C | |
| Rated voltage | 250V |
| Test voltage | 2000 V |
| Current | 4AA |
| Insulation resistance | > 30.5 MΩ/km |
| forward resistance | max. 57 Ω/km |

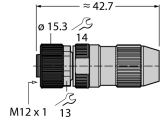
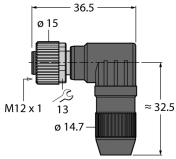
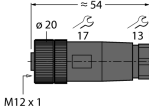
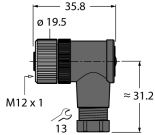
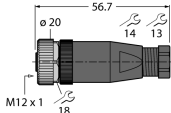
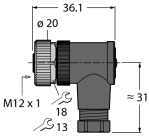


Circuit Diagram



| Mechanical and chemical properties | |
|---|------------------------------|
| Bending radius (stationary installation) | $\geq 5 \times \varnothing$ |
| Bending radius (flexible use) | $\geq 10 \times \varnothing$ |
| Bending cycles | ≥ 5 million |
| Admissible acceleration | max. 5 m/s ² |
| Admissible travel path, horizontal | 5 m (at 5 m/s ²) |
| Admissible travel path, vertical | 2 m (at 5 m/s ²) |
| Admissible traversing speed | 3.3 m/s |
| Torsional stress | $\pm 180^\circ/\text{m}$ |
| Ambient temperature range (stationary) | -50...+80°C |
| Ambient temperature range (In motion) | -25...+80°C |
| Ambient temperature during drag chain operation | -25...+60°C |

Accessories

| Type code | Ident no. | | Dimension drawing |
|-----------|-----------|--|---|
| HA8141-0 | 6905407 | Field-wireable female connector, M12 × 1, straight, 4-pin, insulation piercing connection, cable feedthrough 4.0 to 5.1 mm, core cross-section/terminal capacity 0.14 to 0.34 mm ² , plastic housing, metal nut |  <p>Technical drawing of a straight, 4-pin field-wireable female connector. Dimensions include a total length of approximately 42.7 mm, a diameter of 15.3 mm, and a terminal pitch of 14 mm. The terminal block is labeled M12 x 1 with a pitch of 13 mm.</p> |
| HA8241-0 | 6905401 | Field-wireable female connector, M12 × 1, angled, 4-pin, insulation piercing connection, cable feedthrough 4.0 to 5.1 mm, core cross-section/terminal capacity 0.14 to 0.34 mm ² , plastic housing, metal nut |  <p>Technical drawing of an angled, 4-pin field-wireable female connector. Dimensions include a total length of approximately 36.5 mm, a diameter of 15 mm, and a terminal pitch of 13 mm. The angled part has a diameter of 14.7 mm and a height of approximately 32.5 mm. The terminal block is labeled M12 x 1 with a pitch of 13 mm.</p> |
| B8141-0 | 69049 | Field-wireable female connector, M12 × 1, straight, 4-pin, screw terminal connection, cable feedthrough 4.0 to 6.0 mm, core cross-section/terminal capacity 0.14 to 0.75 mm ² , plastic housing, plastic nut |  <p>Technical drawing of a straight, 4-pin field-wireable female connector with screw terminals. Dimensions include a total length of approximately 54 mm, a diameter of 20 mm, and a terminal pitch of 17 mm. The terminal block is labeled M12 x 1 with a pitch of 13 mm.</p> |
| B8241-0 | 69048 | Field-wireable female connector, M12 × 1, angled, 4-pin, screw terminal connection, cable feedthrough 4.0 to 6.0 mm, core cross-section/terminal capacity 0.14 to 0.75 mm ² , plastic housing, plastic nut |  <p>Technical drawing of an angled, 4-pin field-wireable female connector with screw terminals. Dimensions include a total length of approximately 35.8 mm, a diameter of 19.5 mm, and a terminal pitch of 13 mm. The angled part has a height of approximately 31.2 mm. The terminal block is labeled M12 x 1 with a pitch of 13 mm.</p> |
| BM8141-0 | 6935145 | Field-wireable female connector, M12 × 1, straight, 4-pin, screw terminal connection, cable feedthrough 4.0 to 6.0 mm, core cross-section/terminal capacity 0.25 to 0.75 mm ² , plastic housing, metal nut |  <p>Technical drawing of a straight, 4-pin field-wireable female connector with screw terminals. Dimensions include a total length of approximately 56.7 mm, a diameter of 20 mm, and a terminal pitch of 14 mm. The terminal block is labeled M12 x 1 with a pitch of 18 mm.</p> |
| BM8241-0 | 6935889 | Field-wireable female connector, M12 × 1, angled, 4-pin, screw terminal connection, cable feedthrough 4.0 to 6.0 mm, core cross-section/terminal capacity 0.25 to 0.75 mm ² , plastic housing, metal nut |  <p>Technical drawing of an angled, 4-pin field-wireable female connector with screw terminals. Dimensions include a total length of approximately 36.1 mm, a diameter of 20 mm, and a terminal pitch of 13 mm. The angled part has a height of approximately 31 mm. The terminal block is labeled M12 x 1 with a pitch of 13 mm.</p> |

Accessories

| Type code | Ident no. | | Dimension drawing |
|----------------------------------|-----------|---|-------------------|
| FW-ERKPM0426-SA-P-0408 | 100002047 | Field-wireable female connector, M12 × 1, straight, 4-pin, push-in connection, cable feedthrough 4.0 to 8.0 mm, core cross-section/terminal capacity 0.14 to 0.75 mm ² , plastic housing, metal coupling nut | |
| FW-ERKPM0416-SA-S-0408 | 100002283 | Field-wireable female connector, M12 × 1, straight, 4-pin, screw terminal connection, cable feedthrough 4.0 to 8.0 mm, core cross-section/terminal capacity 0.25 to 1.5 mm ² , plastic housing, metal nut | |
| FW-EWKPM0416-SA-S-0408 | 100002286 | Field-wireable female connector, M12 × 1, angled, 4-pin, screw terminal connection, cable feedthrough 4.0 to 8.0 mm, core cross-section/terminal capacity 0.25 to 1.5 mm ² , plastic housing, metal nut | |
| BLANK-LABEL-FOR-CORDSETS-TEL-TXL | 6936206 | Label for TEL and TXL cables, length: 18 mm, height: 4 mm, material: polycarbonate (PC), color: white, halogen-free and flame-retardant | |