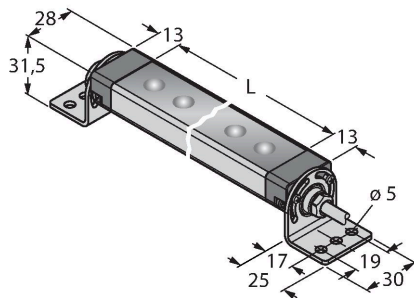


WLS28-2CUV395-570S

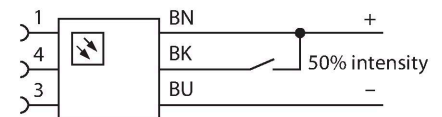
Work Light – Linear Light



Features

- Cascadable
- Light beam: 570mm
- Operating voltage: 12...30 VDC
- Protection class: IP67 / IP69K
- Color: ultraviolet
- Cable, PVC, 2 m
- SMBWLS28RA mounting bracket included in delivery

Wiring diagram



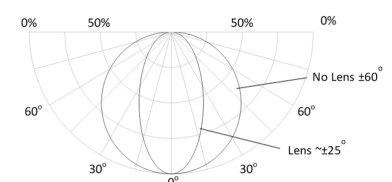
Functional principle

The low-energy LED work lights are ideally suited for industrial applications. The color temperature is between 6,000 and 7,100 Kelvin (cool white). Depending on the model, the luminous flux is 325 or 2600 lumen. Some work lights are switched on/off via supply power (10...30 VDC) and some types by means of a button directly at the LED lamp. In addition, the LED can be dimmed to 50% of its light output by activating a high signal on PIN 4, or for the variants with a switch, by means of a further switch position. On some models the light output is continuously dimmable via a PWM signal on pin 4. Cascadable variants are also available. Variants with a clear or diffuse plastic windows, as well as with an aperture angle of 25°.

Application note:

Cascading with 12 V supply allows total light length of 1.4 m. Cascading with 24 V supply allows total light length of 3.0 m. Cascading with 30 V supply allows total light length of 3.1 m.

At 50% light intensity, the length specifications should be doubled.



Technical data

Type	WLS28-2CUV395-570S
ID	3096280
Signal and display data	
Purpose	LED work light
Function	Linear light
Light type	UV
Wavelength	390...400 nm
Luminous flux lumen	1300 lm
Aperture angle degree	60 °
Beam angle	wide beam 40-80°
LED service life (L70)	50000 h
Dimmable	Two-stage
Features of color 1	UV, Permanently on
Special features	Wash down
Electrical data	
Operating voltage	12...30 VDC
DC rated operational current	≤ 1360 mA
Input power	16.32 W
Mechanical data	
Cascadable	Yes
Design	Rectangular, WLS28-2
Dimensions	613.5 x 28 x 20.9 mm
Housing material	Metal, AL
Window material	Polycarbonate, clear
Electrical connection	Cable, 2 m, PVC
Number of cores	3
Ambient temperature	-40...+70 °C

Technical data

Storage temperature	-40...+70 °C
Relative humidity	0...90 %
Protection class	IP65 IP67 IP69
Tests/approvals	
Approvals	CE, UL

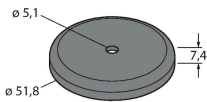
Light Length	Typical Current			Max. Current A
	12 VDC	24 VDC	30 VDC	
145 mm	0.33 A	0.15 A	0.12 A	0.4
285 mm	0.66 A	0.30 A	0.24 A	0.8
430 mm	1.01 A	0.46 A	0.36 A	1.2
570 mm	1.36 A	0.61 A	0.48 A	1.6
710 mm	1.75 A	0.77 A	0.60 A	2.0
850 mm	2.13 A	0.92 A	0.73 A	2.4
990 mm	2.59 A	1.08 A	0.85 A	2.8
1130 mm	3.04 A	1.24 A	0.97 A	3.2

Accessories

SMBWLSMAG

3019574

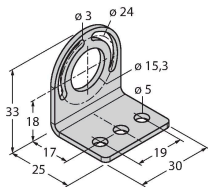
Magnetic fixture for mounting work lights and sensors, 2 pieces



SMBWLS28RA

3015764

Mounting bracket, angled, metal, for WLS28 work lights, 5 mm drill holes, screw set included



SMBWLS28SP

3088063

Snap bracket for mounting WLS28 work lights

