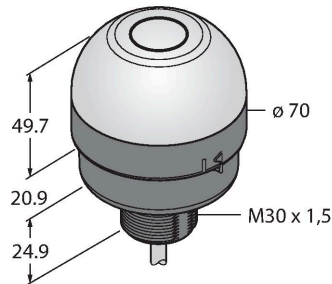


K70RPT2GRYC4

Pick-to-Light – Placement Sensor

Capacitive Sensor



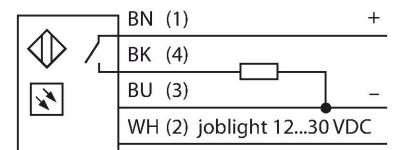
Technical data

Type	K70RPT2GRYC4
ID	3096853
Signal and display data	
Purpose	Pick-to-Light
Function	Touch Button
Features of color 1	Green, Permanently on, 45 lm
Features of color 2	Red
Features of color 3	Yellow, 13 lm
Electrical data	
Operating voltage	12...30 VDC
DC rated operational current	≤ 150 mA
Max. current consumption per color	220 mA
Output function	NC contact, PNP
Input type	PNP
Response time typical	< 50 ms
Mechanical data	
Design	Dome, K70
Dimensions	Ø 70 x 95.5 mm
Housing material	Plastic, PC, Black
Window material	Plastic, diffuse
Electrical connection	Cable, 2 m, PVC
Number of cores	5
Ambient temperature	-40...+50 °C
Relative humidity	0...90 %
Protection class	IP65

Features

- Protection class IP67
- Cable, 2 m
- Job light, green
- Mispick, red
- Actuation, yellow
- Operating voltage 12...30 VDC
- PNP switching
- NC contact
- Capacitive sensor of the second generation
- High immunity to false actuation by splashing, detergents, oils and other contaminants

Wiring diagram



Functional principle


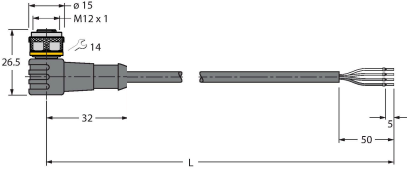
The K70 pick-and-place sensor is suitable for many mounting and component placement applications. The green work light or other signal lights are reflected perfectly by the entire dome (depending on the version). The transistor output can be easily connected to a system control, which is programmed for a special task sequence. The work light of the sensor is located in or next to every bin at the operator's workstation and indicates: 1. The bins with the components to be picked up for a particular work step and 2. the sequence in which the components have to be picked up. If the operator removes a part from the bin, the K50 detects the hand in the bin and sends a signal to the control unit. The system then checks if the

Technical data

Tests/approvals	
Approvals	CE, cULus listed

correct component has been picked up and – depending on the configuration – switches the corresponding work light off and the next one on, according to the assembly sequence. The work sequence control leads to increased efficiency, improved quality control and reduces rework and testing expenses. The term work light therefore refers to the visual indicator of the bin from which a part should be removed next. The actuation indicator confirms the removal with a different color. The mispick indicator illuminates if a bin was reached into when the work light was not set.

Accessories

Dimension drawing	Type	ID	
	RKC4.4T-2/TEL	6625013	Connection cable, M12 female connector, straight, 4-pin, cable length: 2 m, jacket material: PVC, black; cULus approval
	WKC4.4T-2/TEL	6625025	Connection cable, M12 female connector, angled, 4-pin, cable length: 2 m, jacket material: PVC, black; cULus approval