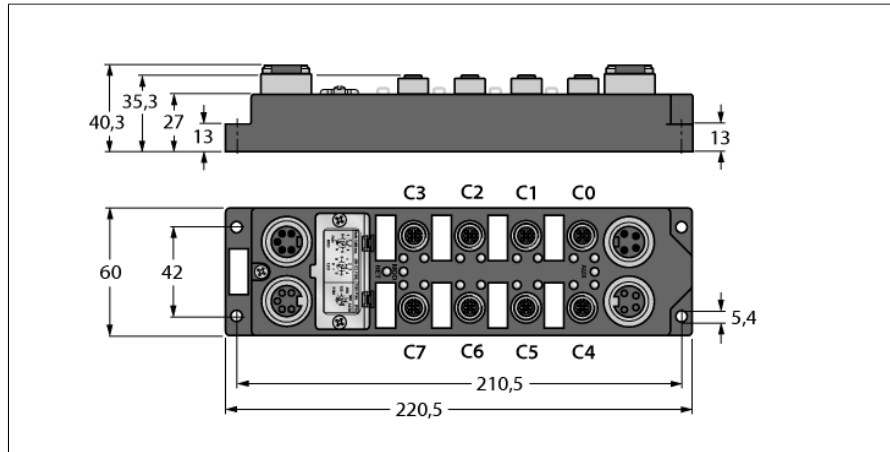


I/O Module for DeviceNet Fieldbus

8 digital npn/pnp inputs

8 digital outputs 2 A

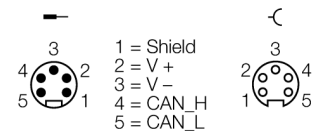
FDNP-L0808H-TT



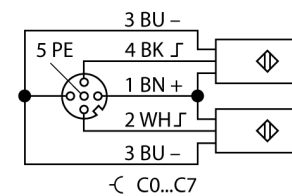
- 8 digital npn/pnp inputs
- and 8 digital outputs, 24 VDC 2 A
- Wire-break monitoring
- Short-circuit monitoring
- Channel-related diagnostics
- One channel per connector
- Separate actuator power supply
- Fibre-glass reinforced PA6 housing
- Vibration and shock-resistant
- Encapsulated module electronics
- Metal connector
- Protection class IP67

Type	FDNP-L0808H-TT
ID	F0096
Number of channels	16
Operating / load voltage	11...26 VDC
Operating current	< 100 mA
Voltage supply connection	2 x 7/8"
Inputs	
Number of channels	(8) 3-wire npn/pnp sensors
Input voltage	13...26 VDC
Supply current	< 80 mA per input, short-circuit proof
Switching threshold	EN 61131-3 low max.: 1.5 mA / high min.: 2 mA
Input delay	2.5 ms
Switching frequency	≤ 100 Hz
Max. input current	7 mA
Outputs	
Number of channels	(8) DC actuators
Output voltage	24 VDC
Output current per channel	2.0 A, short-circuit proof
Load type	resistive, inductive, lamp load
Switching frequency	≤ 100 Hz
Simultaneity factor	0.5
Electrical isolation	galvanic isolation against the bus
Sensor supply	bus connection
Actuator power supply	separate (Aux)
Fieldbus transmission rate	125/250/500 kbps
Fieldbus addressing	0...63 (dezimal) über Drehcodierschalter

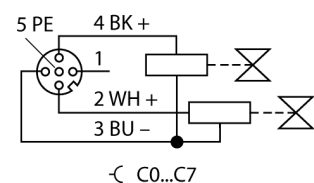
Fieldbus



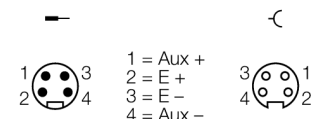
M12 × 1 Input



M12 × 1 Output



7/8" Power Supply



Dimensions (W x L x H)	60 x 220.5 x 27 mm
Housing material	fibre-glass reinforced Polyamide (PA6-GF30)
Mounting	4 mounting holes Ø 5,4 mm
Ambient temperature	-25...+70 °C
Protection class	IP67
MTTF	139 years acc. to SN 29500 (Ed. 99) 20 °C
Approvals	CE, UL, CSA, FM

Data in process image

C1P4: Male Connector 1, 4-pole

APS: Auxiliary Status

ISS-3: Short-circuit channel 3

IOS-2: Wire-break channel 2:

OS: Output statuses

		Bit 7	Bit 6	Bit 5	Bit 4	Bit 3	Bit 2	Bit 1	Bit 0
Input	Byte 0	C3P2	C3P4	C2P2	C2P4	C1P2	C1P4	C0P2	C0P4
	Byte 1	ISS-7	ISS-6	ISS-5	ISS-4	ISS-3	ISS-2	ISS-1	ISS-0
	Byte 2	IOS-7	IOS-6	IOS-5	IOS-4	IOS-3	IOS-2	IOS-1	IOS-0
	Byte 3	OS-7	OS-6	OS-5	OS-4	OS-3	OS-2	OS-1	OS-0
	Byte 4	-	APS	-	-	-	-	-	-
Output	Byte 0	C7P2	C7P4	C6P2	C6P4	C5P2	C5P4	C4P2	C4P4