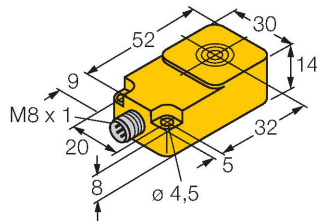


BI10-Q14-LIU-V1141

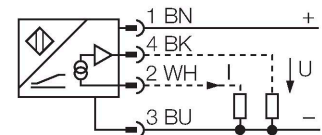
Inductive Sensor – With Analog Output



Features

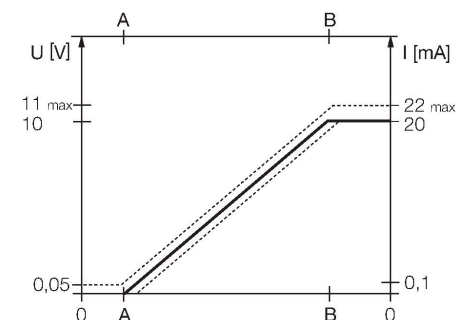
- Rectangular, height 14 mm
- Active face on top
- Plastic, PBT-GF30-V0
- 4-wire, 15...30 VDC
- Analog output
- 0...10 V and 0...20 mA
- M8 x 1 male connector

Wiring diagram



Functional principle

Inductive TURCK sensors with analog output accomplish simple control tasks. They provide a current, voltage or frequency signal proportional to the target's distance. The output signal is linear to the distance of the target over the entire sensing range.



Technical data

Type	BI10-Q14-LIU-V1141
ID	1534603
General data	
Measuring range	3...8 mm
Mounting conditions	Flush
Secured operating distance	$\leq (0.81 \times S_n)$ mm
Correction factors	St37 = 1; Al = 0.3; stainless steel = 0.7; Ms = 0.4
Repeatability	≤ 1 % of measuring range A - B
	0.5 %, after warm-up 0.5 h
Reproducibility	≤ 50 μ m
	≤ 25 μ m, after a warm-up time of 0.5 h
Linearity deviation	≤ 3 %
Temperature drift	$\leq \pm 0.06$ %/K
Electrical data	
Operating voltage	15...30 VDC
Residual ripple	≤ 10 % U_{ss}
No-load current	8 mA
Isolation test voltage	≤ 0.5 kV
Short-circuit protection	yes
Wire breakage/Reverse polarity protection	no / Complete
Output function	4-wire, Analog output
Voltage output	0...10 V
Current output	0...20 mA
Load resistance voltage output	≥ 4.7 k Ω
Load resistance current output	≤ 0.4 k Ω
Measuring sequence frequency	140 Hz

Technical data

Mechanical data	
Design	Rectangular, Q14
Dimensions	52 x 30 x 14 mm
Housing material	Plastic, PBT-GF30-V0
Active area material	PBT-GF30-V0
Electrical connection	Connector, M8 × 1
Environmental conditions	
Ambient temperature	-25...+70 °C
Vibration resistance	55 Hz (1 mm)
Shock resistance	30 g (11 ms)
Protection class	IP67
MTTF	751 years acc. to SN 29500 (Ed. 99) 40 °C

Mounting instructions

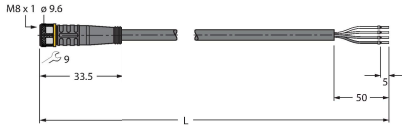
Mounting instructions/Description		
	Distance D	45 mm
	Distance W	24 mm
	Distance S	30 mm
	Distance G	48 mm
	Width active area	30 mm
	B	

Accessories

MW-Q14/Q20	6945006
Mounting bracket for rectangular Q14 or Q20; material VA 1.4301	

Accessories

Dimension drawing	Type	ID	
	PKG4M-2/TEL	6625061	Connection cable, M8 female connector, straight, 4-pin, cable length: 2 m, jacket material: PVC, black; cULus approval



Accessories

Dimension drawing	Type	ID	
	IM43-13-SR	7540041	Trip amplifier; 1-channel; input 0/4... 20 mA or 0/2...10 V; supply of 2- or 3-wire transmitters/sensors; limit value adjustment via teach button; three relay outputs with one NO contact each; removable terminal blocks; 27 mm wide; universal voltage supply 20...250 VUC; further Limit value indicators are described in our "Interface Technology" catalog.

