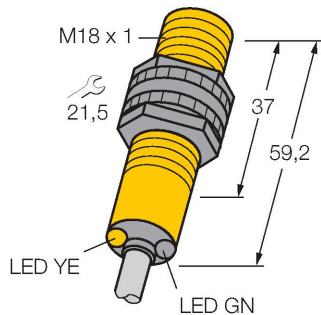


# S18AW3R

## Photoelectric Sensor – Opposed Mode Sensor (Receiver)



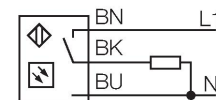
### Technical data

Type	S18AW3R
ID no.	3029824
<b>Optical data</b>	
Function	Opposed mode sensor
Operating mode	Receiver
Range	0...20000 mm
<b>Electrical data</b>	
Operating voltage	20...250 VAC
AC rated operational current	≤ 200 mA
Output function	Light operation, Relay output
Switching frequency	≤ 40 Hz
Readiness delay	≤ 100 ms
Response time typical	< 16 ms
<b>Mechanical data</b>	
Design	Threaded barrel, S18
Dimensions	Ø 18 x 59.2 mm
Housing material	Plastic, Thermoplastic material
Lens	plastic, Polycarbonate
Electrical connection	Cable, 2 m, PVC
Number of cores	3
Core cross-section	0.5 mm <sup>2</sup>
Ambient temperature	-40...+70 °C
Protection class	IP67 IP69
Special features	Encapsulated Wash down
Power-on indication	LED, Green
Switching state	LED, Yellow

### Features

- Cable, 2 m
- Protection class IP67
- Ambient temperature: -40...+70 °C
- Selectable light/dark operation or light operation with alarm function

### Wiring diagram



### Functional principle

Opposed mode sensors consist of an emitter and receiver. They are installed opposite each other so that the light from the emitter is aimed directly at the receiver. When an object interrupts or weakens the light beam, the sensor switches. Opposed mode sensors are the most reliable photoelectric sensors for detection of opaque targets. An excellent contrast between light and dark conditions and an extremely high excess gain are typical of this sensing mode, thus allowing operation over larger distances and under difficult conditions. Excess gain curve

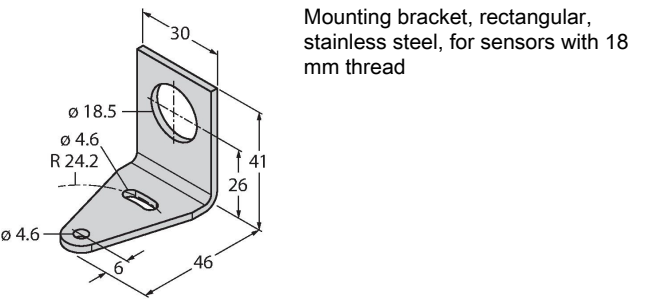
Excess gain in relation to the distance

Technical data

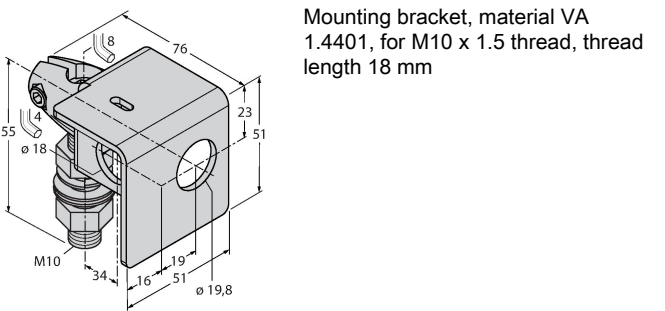
Excess gain indication	LED
Tests/approvals	
Approvals	CE, UL, CSA

Accessories

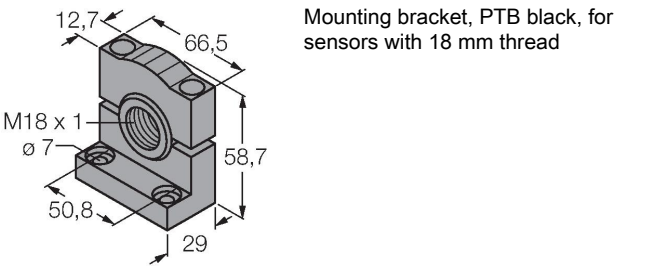
SMB18A 3033200



SMB18AFAM10 3012558



SMB3018SC 3053952



SMBAMS18P 3073134

