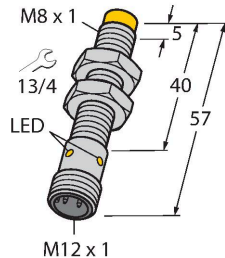


# NI6U-EG08-AN6X-H1341

## Inductive Sensor – With Extended Switching Distance



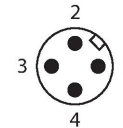
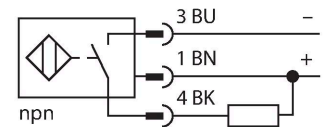
### Features

- Threaded barrel, M8 x 1
- Stainless steel, 1.4427 SO
- Factor 1 for all metals
- Protection class IP68
- Resistant to magnetic fields
- Large switching distance
- High switching frequency
- Integrated protection against predamping
- Little metal-free spaces
- DC 3-wire, 10...30 VDC
- NO contact, NPN output
- M12 x 1 male connector

### Technical data

Type	NI6U-EG08-AN6X-H1341
ID	4635805
<b>General data</b>	
Rated switching distance	6 mm
Mounting conditions	Non-flush
Secured operating distance	$\leq (0.81 \times S_n)$ mm
Repeat accuracy	$\leq 2 \%$ of full scale
Temperature drift	$\leq \pm 10 \%$
	$\leq \pm 20 \%, \leq 0^\circ\text{C}$
Hysteresis	3...15 %
<b>Electrical data</b>	
Operating voltage	10...30 VDC
Residual ripple	$\leq 10 \%$ $U_{ss}$
DC rated operational current	$\leq 150$ mA
No-load current	15 mA
Residual current	$\leq 0.1$ mA
Isolation test voltage	$\leq 0.5$ kV
Short-circuit protection	yes / Cyclic
Voltage drop at $I_o$	$\leq 1.8$ V
Wire breakage/Reverse polarity protection	yes / Complete
Output function	3-wire, NO contact, NPN
DC field stability	200 mT
AC field stability	200 mT <sub>ss</sub>
Insulation class	□
Switching frequency	1 kHz

### Wiring diagram



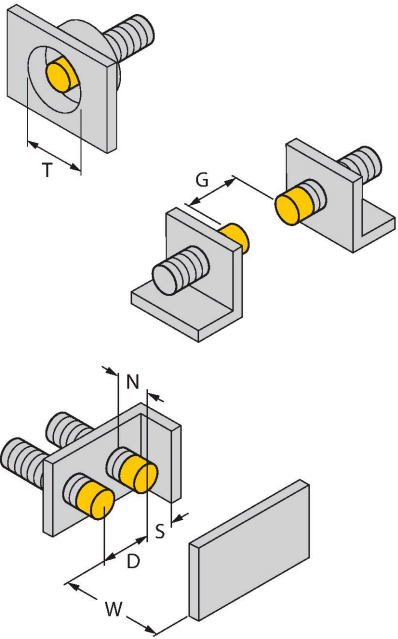
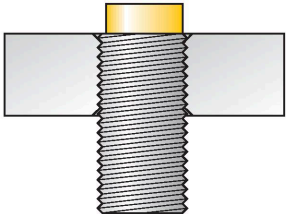
### Functional principle

Inductive sensors are designed for wear-free and contactless detection of metal objects. uprox+ sensors have significant advantages due to their patented multi-coil system. They excel thanks to their optimum switching distances, maximum flexibility and operational reliability as well as efficient standardization.

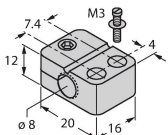
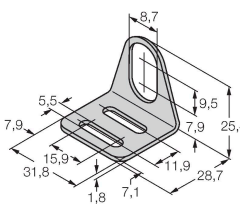
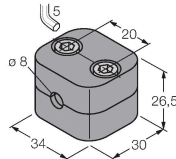
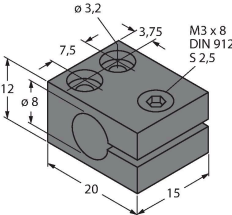
Technical data

Mechanical data	
Design	Threaded barrel, M8 x 1
Dimensions	57 mm
Housing material	Stainless steel, 1.4427 SO
Active area material	Plastic, PA12-GF30
Max. tightening torque of housing nut	5 Nm
Electrical connection	Connector, M12 x 1
Environmental conditions	
Ambient temperature	-30...+85 °C
Vibration resistance	55 Hz (1 mm)
Shock resistance	30 g (11 ms)
Protection class	IP68
MTTF	874 years acc. to SN 29500 (Ed. 99) 40 °C
Switching state	LED, Yellow

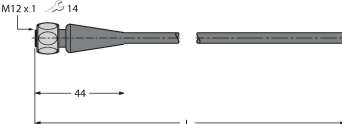
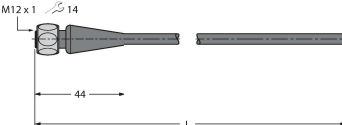
Mounting instructions

Mounting instructions/Description														
														
	<table><tr><td>Distance D</td><td>32 mm</td></tr><tr><td>Distance W</td><td>18 mm</td></tr><tr><td>Distance T</td><td>32 mm</td></tr><tr><td>Distance S</td><td>12 mm</td></tr><tr><td>Distance G</td><td>36 mm</td></tr><tr><td>Distance N</td><td>12 mm</td></tr><tr><td>Diameter active area B</td><td>Ø 8 mm</td></tr></table>	Distance D	32 mm	Distance W	18 mm	Distance T	32 mm	Distance S	12 mm	Distance G	36 mm	Distance N	12 mm	Diameter active area B
Distance D	32 mm													
Distance W	18 mm													
Distance T	32 mm													
Distance S	12 mm													
Distance G	36 mm													
Distance N	12 mm													
Diameter active area B	Ø 8 mm													
<p>All non-flush mountable uprox®+ threaded barrel sensors can be screwed to the upper edge of the barrel. In this mounting position, the sensor operates safely with a 20 % reduced switching distance.</p>														

Accessories

BST-08B	6947210	Mounting clamp for threaded barrel sensors, with dead-stop; material: PA6	MW-08	6945008	Mounting bracket for threaded barrel sensors; material: Stainless steel A2 1.4301 (AISI 304)
					
BSS-08	6901322	Mounting clamp for smooth and threaded barrel sensors; material: Polypropylene	MBS80	69479	Mounting clamp for smooth barrel sensors; mounting block material: Anodized aluminum
					

Accessories

Dimension drawing	Type	ID	
	RKH4-2/TFE	6935482	Connection cable, M12 female connector, straight, 3-pin, stainless steel coupling nut, cable length: 2 m, jacket material: PVC, gray; temperature range: -25...+80 °C
	RKH4-2/TFG	6934384	Connection cable, M12 female connector, straight, 3-pin, stainless steel coupling nut, cable length: 2 m, jacket material: TPE, gray; temperature range: -40...+105 °C