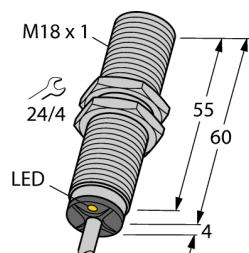


# Inductive Sensor

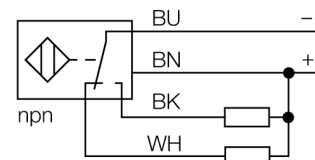
## With Extended Switching Distance

### BI8U-M18M-VN44X



- Threaded barrel, M18 x 1
- Chrome-plated brass
- Factor 1 for all metals
- Protection class IP68
- Resistant to magnetic fields
- Large switching distance
- Recessed mountable
- DC 4-wire, 10...55 VDC
- Changeover contact, NPN output
- Cable connection

#### Wiring Diagram



#### Functional principle

Inductive sensors are designed for wear-free and contactless detection of metal objects. uprox+ sensors have significant advantages due to their patented multi-coil system. They excel thanks to their optimum switching distances, maximum flexibility and operational reliability as well as efficient standardization.

Type	BI8U-M18M-VN44X
ID	1634880

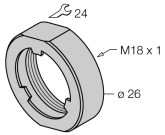
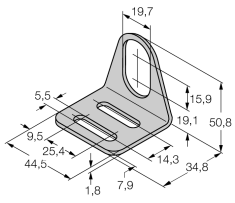
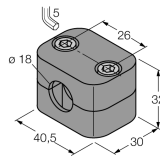
Remark to product	Product discontinued. Please use the alternative product 100003662 with an operating voltage of 10...30 VDC.
-------------------	---

General data	
Rated switching distance $S_n$	8 mm
Mounting conditions	Flush
Secured operating distance	$\leq (0.81 \times S_n)$ mm
Repeat accuracy	$\leq 2\%$ of full scale
Temperature drift	$\leq \pm 10\%$
	$\leq \pm 15\%$ , $\leq -25\text{ °C}$ v $\geq +70\text{ °C}$
Hysteresis	3...15 %

Electrical data	
Operating voltage	10...55 VDC
Residual ripple	$\leq 10\%$ $U_{ss}$
DC rated operational current	$\leq 200$ mA
Residual current	$\leq 0.1$ mA
Isolation test voltage	$\leq 0.5$ kV
Short-circuit protection	yes/ Cyclic
Voltage drop at $I_L$	$\leq 1.8$ V
Wire breakage/Reverse polarity protection	yes/ Complete
Output function	4-wire, Complementary contact, NPN
DC field stability	300 mT
AC field stability	300 mT <sub>ss</sub>
Insulation class	□
Switching frequency	1.5 kHz

Mechanical data	
Design	Threaded barrel, M18 x 1
Dimensions	64 mm
Housing material	Metal, CuZn, Chrome-plated
Active area material	Plastic, LCP
End cap	Plastic, EPTR
Max. tightening torque of housing nut	25 Nm
Electrical connection	Cable
Cable quality	Ø 5.2 mm, Gray, LifYY, PVC, 2 m
Core cross-section	4 x 0.34 mm <sup>2</sup>
Environmental conditions	
Ambient temperature	-30...+85 °C
Vibration resistance	55 Hz (1 mm)
Shock resistance	30 g (11 ms)
Protection class	IP68
MTTF	874 years acc. to SN 29500 (Ed. 99) 40 °C
Switching state	
	LED, Yellow

## Accessories

Type code	Ident no.		Dimension drawing
PN-M18	6905310	Protective nut for M18 x 1 threaded barrels; material: Stainless steel A2 1.4305 (AISI 303)	
MW-18	6945004	Mounting bracket for threaded barrel sensors; material: Stainless steel A2 1.4301 (AISI 304)	
BSS-18	6901320	Mounting clamp for smooth and threaded barrel sensors; material: Polypropylene	
QM-18	6945102	Quick-mount bracket with dead-stop; material: Chrome-plated brass. Male thread M24 x 1.5. Note: The switching distance of the proximity switches may change when using quick-mount brackets.	