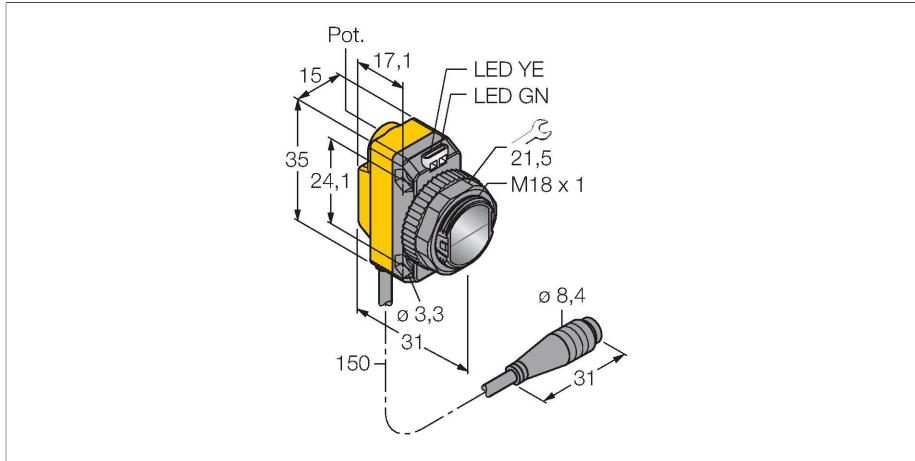


QS186LEQ

Photoelectric Sensor – Laser Emitter



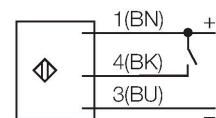
Technical data

Type	QS186LEQ
ID no.	3077328
Optical data	
Function	Opposed mode sensor
Operating mode	Laser Emitter
Light type	Red
Wavelength	650 nm
Laser class	▲ 1
Range	0...15000 mm
Electrical data	
Operating voltage	10...30 VDC
Residual ripple	< 10 % U _{ss}
DC rated operational current	≤ 100 mA
Short-circuit protection	yes
Reverse polarity protection	yes
Readiness delay	≤ 0.25 s
Readiness delay	≤ 250 ms
Mechanical data	
Design	Rectangular with thread, QS18
Dimensions	Ø 18 x 31 x 15 x 35 mm
Housing material	Plastic, ABS
Lens	plastic, PMMA
Electrical connection	Cable with connector, M8 × 1, 0.15 m, PVC
Number of cores	4
Ambient temperature	-10...+50 °C
Protection class	IP67

Features

- Cable with male end, 4-pin, PVC, 150 mm, 8 mm
- Protection class IP67
- LED all-round visible
- Operating voltage: 10...30 VDC

Wiring diagram



Functional principle

Opposed mode sensors consist of an emitter and a receiver. They are installed opposite to each other whereby the emitted light aims directly at the receiver. When an object interrupts or weakens the light beam, the sensor switches. Opposed mode sensors are the most reliable photoelectric sensors for detection of opaque objects. The high light/dark contrast and the very high excess gain are typical for this function mode and enable operation over large distances and under difficult conditions.

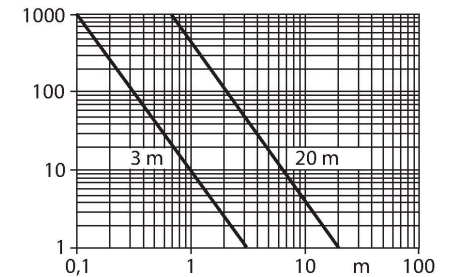
Activation

By connecting the control input (PIN 2 WH) to ground (-) the laser beam is turned on. The laser beam is turned off again by feeding 10 ... 30 VDC to the control input or by non-connecting the wire.

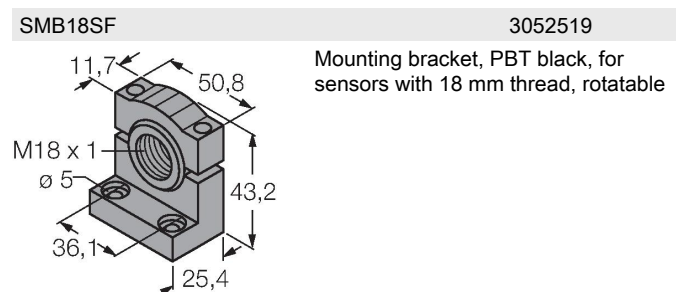
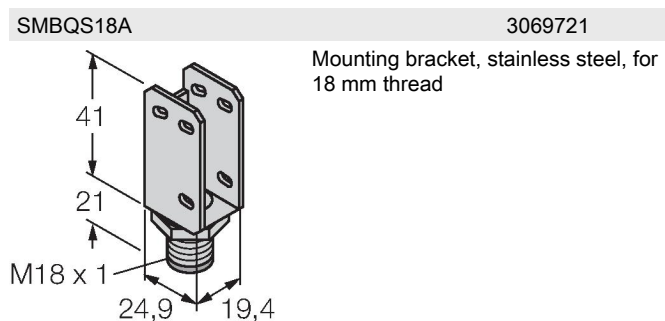
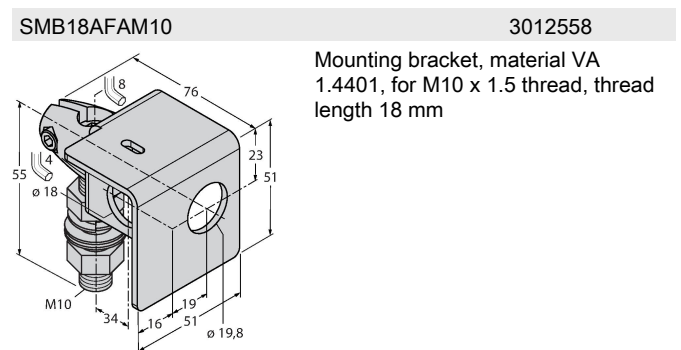
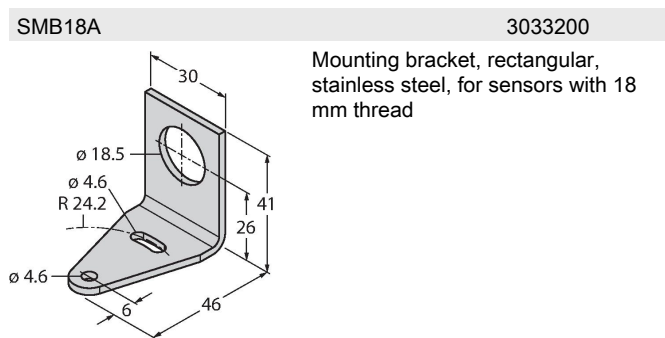
Technical data

Special features	Laser
Power-on indication	LED, Green
Excess gain indication	LED
Tests/approvals	
MTTF	530 years acc. to SN 29500 (Ed. 99) 40 °C
Approvals	CE

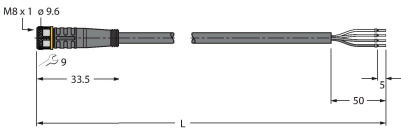

Excess gain curve
Excess gain in relation to the distance (type 6EB/RB)



Accessories



Accessories

Dimension drawing	Type	ID no.	
	PKG4M-2/TEL	6625061	Connection cable, female M8, straight, 4-pin, cable length: 2 m, sheath material: PVC, black; cULus approval; other cable lengths and qualities available, see www.turck.com
	PKW4M-2/TEL	6625067	Connection cable, female M8, angled, 4-pin, cable length: 2 m, sheath material: PVC, black; cULus approval; other cable lengths and qualities available, see www.turck.com