

Technical data

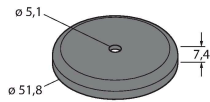
| | |
|------------------|--------|
| Protection class | IP50 |
| Tests/approvals | |
| Approvals | CE, UL |

| Light Length | Typical Current | | | Max. Current A |
|--------------|-----------------|--------|--------|-------------------|
| | 12 VDC | 24 VDC | 30 VDC | |
| 145 mm | 0.33 A | 0.15 A | 0.12 A | 0.4 |
| 285 mm | 0.66 A | 0.30 A | 0.24 A | 0.8 |
| 430 mm | 1.01 A | 0.46 A | 0.36 A | 1.2 |
| 570 mm | 1.36 A | 0.61 A | 0.48 A | 1.6 |
| 710 mm | 1.75 A | 0.77 A | 0.60 A | 2.0 |
| 850 mm | 2.13 A | 0.92 A | 0.73 A | 2.4 |
| 990 mm | 2.59 A | 1.08 A | 0.85 A | 2.8 |
| 1130 mm | 3.04 A | 1.24 A | 0.97 A | 3.2 |

Accessories

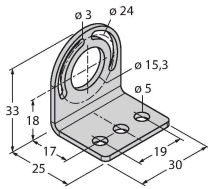
| | |
|-----------|---------|
| SMBWLSMAG | 3019574 |
|-----------|---------|

Magnetic fixture for mounting work lights and sensors, 2 pieces



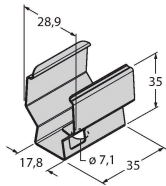
| | |
|------------|---------|
| SMBWLS28RA | 3015764 |
|------------|---------|

Mounting bracket, angled, metal, for WLS28 work lights, 5 mm drill holes, screw set included



| | |
|------------|---------|
| SMBWLS28SP | 3088063 |
|------------|---------|

Snap bracket for mounting WLS28 work lights



Accessories

| Dimension drawing | Type | ID | |
|-------------------|---------------|---------|---|
| | RKC4.4T-2/TEL | 6625013 | Connection cable, M12 female connector, straight, 4-pin, cable length: 2 m, jacket material: PVC, black; cULus approval |
| | WKC4.4T-2/TEL | 6625025 | Connection cable, M12 female connector, angled, 4-pin, cable length: 2 m, jacket material: PVC, black; cULus approval |