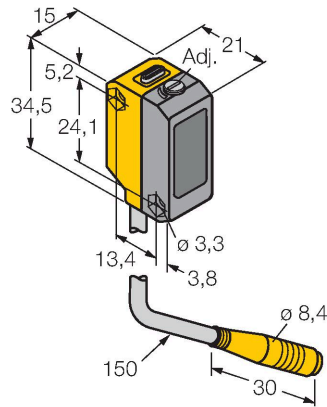


QS18VN6LAFQ

Photoelectric Sensor – Laser Diffuse Mode Sensor with Adjustable Background Suppression



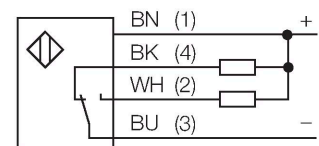
Technical data

Type	QS18VN6LAFQ
ID no.	3073186
Optical data	
Function	Proximity switch
Operating mode	Background suppression, adjustable
Light type	Red
Wavelength	650 nm
Laser class	▲ 1
Beam diameter	1 mm
Range	1...150 mm
Electrical data	
Operating voltage	10...30 VDC
Residual ripple	< 10 % U _{ss}
DC rated operational current	≤ 100 mA
Short-circuit protection	yes
Reverse polarity protection	yes
Output function	NO/NC, NPN
Current output	100 mA
Switching frequency	≤ 700 Hz
Readiness delay	≤ 200 ms
Response time typical	< 0.7 ms
Setting option	Mechanical Screw
Mechanical data	
Design	Rectangular, QS18
Dimensions	21.1 x 15 x 34.5 mm
Housing material	Plastic, ABS

Features

- Cable with male end, 4-pin, PVC, 150 mm, 8 mm
- Protection class IP67
- LED all-round visible
- Cut-off point adjusted via potentiometer
- Operating voltage: 10...30 VDC
- NPN switching output, changeover

Wiring diagram



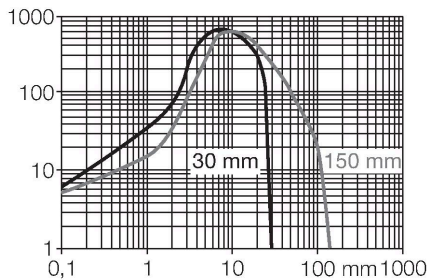
Functional principle

Diffuse mode sensors with background suppression operate with a single emitter and several receiver elements, one for close range and one for long-range. The target position and the photoelectric structure of the sensor determine which of the receiving elements receives the most light. The optics before the receiver is modified with the adjusting screw until the boundary between close and long-range is shifted. This operation determines whether the reflecting object is within or outside the measuring range.

Technical data

Lens	plastic, Acrylic
Electrical connection	Cable with connector, M8 × 1, 0.15 m, PVC
Number of cores	4
Ambient temperature	-10...+50 °C
Protection class	IP67
Power-on indication	LED, Green
Switching state	LED, Yellow
Error indication	LED, green, Flashing
Excess gain indication	LED, yellow, flashing
Tests/approvals	
MTTF	268 years acc. to SN 29500 (Ed. 99) 40 °C
Approvals	CE, cURus

Excess gain curves relating to the nearest and farthest cut-off point



Accessories

SMBQS18A

3069721

Mounting bracket, stainless steel, for 18 mm thread

SMBQS18AF

3067467

Mounting bracket, stainless steel, for 18 mm thread

Accessories

Dimension drawing	Type	ID no.	
	PKG4M-2/TEL	6625061	Connection cable, female M8, straight, 4-pin, cable length: 2 m, sheath material: PVC, black; cULus approval; other cable lengths and qualities available, see www.turck.com
	PKW4M-2/TEL	6625067	Connection cable, female M8, angled, 4-pin, cable length: 2 m, sheath material: PVC, black; cULus approval; other cable lengths and qualities available, see www.turck.com