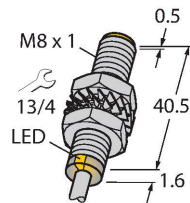


BI3-M08E-VN6X 7M

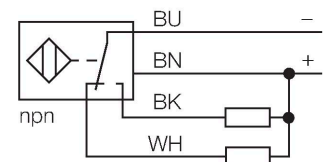
Inductive Sensor – With Increased Switching Distance



Features

- Threaded barrel, M8 x 1
- Nickel-plated brass
- Large sensing range
- DC 4-wire, 10...30 VDC
- Complementary, NPN output
- Cable connection

Wiring diagram



Functional principle

Inductive sensors detect metal objects contactless and wear-free. For this, they use a high-frequency electromagnetic AC field that interacts with the target. Inductive sensors generate this field via an RLC circuit with a ferrite coil.

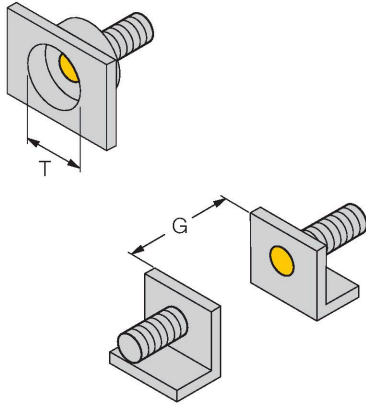
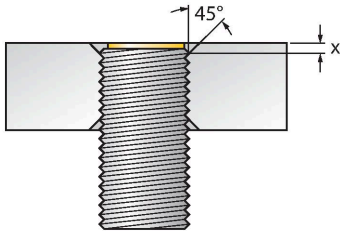
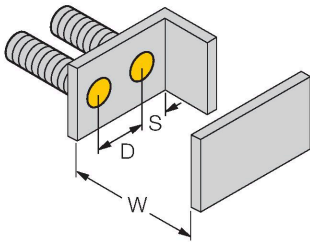
Technical data

Type	BI3-M08E-VN6X 7M
ID	4602813
General data	
Rated switching distance	3 mm
Mounting conditions	Flush
Secured operating distance	$\leq (0.81 \times S_n)$ mm
Correction factors	St37 = 1; Al = 0.3; stainless steel = 0.7; Ms = 0.4
Repeat accuracy	≤ 2 % of full scale
Temperature drift	$\leq \pm 10$ %
Hysteresis	3...15 %
Electrical data	
Operating voltage	10...30 VDC
Residual ripple	≤ 10 % U_{ss}
DC rated operational current	≤ 150 mA
No-load current	15 mA
Residual current	≤ 0.1 mA
Isolation test voltage	≤ 0.5 kV
Short-circuit protection	yes / Cyclic
Voltage drop at I_o	≤ 1.8 V
Wire breakage/Reverse polarity protection	yes / Complete
Output function	4-wire, Complementary contact, NPN
Switching frequency	2.8 kHz
Mechanical data	
Design	Threaded barrel, M8 x 1
Dimensions	42.1 mm
Housing material	Metal, CuZn, Nickel Plated

Technical data

Active area material	Plastic, PP-GF20
End cap	Plastic, PP-GF20
Max. tightening torque of housing nut	7 Nm
Electrical connection	Cable
Cable quality	Ø 3 mm, Gray, Lif9Y-11Y, PUR, 7 m
Core cross-section	4 x 0.14 mm²
Environmental conditions	
Ambient temperature	-25...+70 °C
Vibration resistance	55 Hz (1 mm)
Shock resistance	30 g (11 ms)
Protection class	IP67
MTTF	2283 years acc. to SN 29500 (Ed. 99) 40 °C
Switching state	LED, Yellow

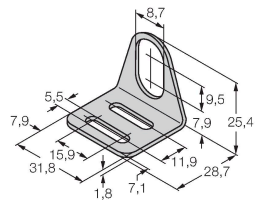
Mounting instructions

Mounting instructions/Description												
												
	<table><tr><td>Distance D</td><td>2 x B</td></tr><tr><td>Distance W</td><td>3 x Sn</td></tr><tr><td>Distance T</td><td>3 x B</td></tr><tr><td>Distance S</td><td>1.5 x B</td></tr><tr><td>Distance G</td><td>6 x Sn</td></tr><tr><td>Diameter active area B</td><td>Ø 8 mm</td></tr></table>	Distance D	2 x B	Distance W	3 x Sn	Distance T	3 x B	Distance S	1.5 x B	Distance G	6 x Sn	Diameter active area B
Distance D	2 x B											
Distance W	3 x Sn											
Distance T	3 x B											
Distance S	1.5 x B											
Distance G	6 x Sn											
Diameter active area B	Ø 8 mm											
	<p>Flush installation in brass, aluminium and stainless steel with the supplied nuts is possible without restrictions. If installed flush in steel, a phase of 45° and min. depth of 1.7 mm (dimension X) must be observed.</p>											

Accessories

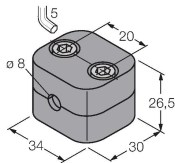
MW-086945008

Mounting bracket for threaded barrel sensors; material: Stainless steel A2 1.4301 (AISI 304)



BSS-086901322

Mounting clamp for smooth and threaded barrel sensors; material: Polypropylene



MBS8069479

Mounting clamp for smooth barrel sensors; mounting block material: Anodized aluminum

