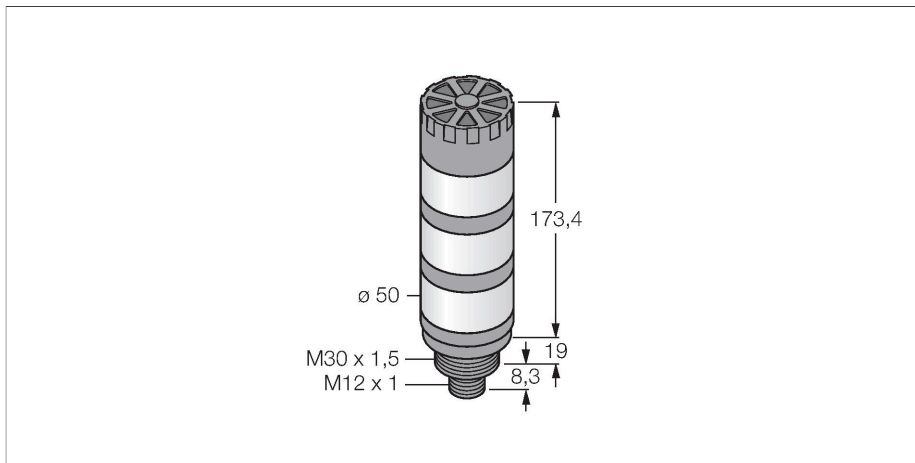


# TL50GYRAQ

## LED Indicator – Tower Light



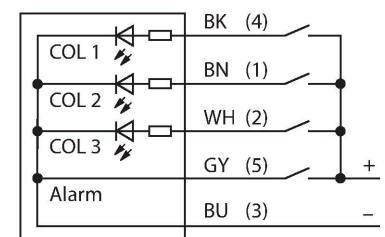
### Technical data

Type	TL50GYRAQ
ID	3083214
<b>Signal and display data</b>	
Purpose	LED indicator light
Function	Tower light
Light type	Green Yellow Red
Dimmable	No
Features of color 1	Green, Permanently on, 23 lm
Features of color 2	Yellow, Permanently on, 5 lm
Features of color 3	Red, Permanently on, 7.5 lm
Acoustic signal	Continuous tone, 92 dB
<b>Electrical data</b>	
Operating voltage	18...30 VDC
DC rated operational current	≤ 45 mA
Operating voltage	21...27 VAC
Max. current consumption per color	45 mA
Max. current consumption of beeper	25 mA
Input type	Bipolar (PNP/NPN)22
Response time typical	< 10 ms
<b>Mechanical data</b>	
Cascadable	No
Design	Smooth barrel, TL50
Dimensions	Ø 50 x 200.8 mm
Housing material	Plastic, ABS, Black
Window material	Polycarbonate, diffuse

### Features

- Plastic housing, black
- EMI and RFI immune
- Protection class IP50
- M12 x 1 male
- Multicolor: Green (COL 1) / Yellow (COL 2) / Red (COL 3)
- Operating voltage: 18...30 VDC or 24 VAC with 45 mA per LED color
- Inputs: PNP/NPN
- Beeper max. 92 dB

### Wiring diagram



### Functional principle

The TL50 tower lights provide highly visible status indicators and a clear user guidance within the entire system. They can be assembled from varicolored LEDs and are available with or without beeper. You can mount them directly on machines, in the cabinet or in monitoring locations of production lines.

The wiring diagram shows a PNP pin assignment.

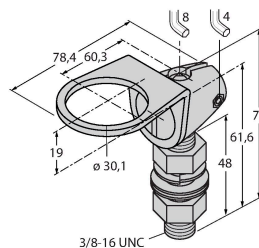
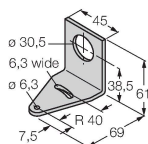
There are 10 colors available blue (B), green (G), red (R), yellow (Y), white (W), turquoise (T), orange (O), violet (V), sky blue (S) and magenta (M), which specify the light sequence from bottom to top in the type code of the tower light. Example: TL50GYRQ, colors green, yellow and red arranged from bottom to top.

## Technical data

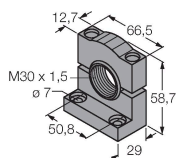
Electrical connection	Connector, M12 × 1, PVC
Number of cores	5
Ambient temperature	-20...+50 °C
Relative humidity	0...95 %
Protection class	IP50
<b>Tests/approvals</b>	
Approvals	CE, UL listed

## Accessories


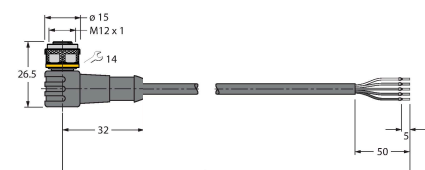
<b>SMB30A</b>	<b>3032723</b>	<b>SMB30FA</b>	<b>3074005</b>
Mounting bracket, rectangular, stainless steel, for sensors with 30mm thread		Montagewinkel; Werkstoff VA 1.4401	



<b>SMB30SC</b>	<b>3052521</b>
Mounting bracket, PBT black, for sensors with 30 mm thread, rotatable	



## Accessories

Dimension drawing	Type	ID	
	RKC4.5T-2/TEL	6625016	Connection cable, M12 female connector, straight, 5-pin, cable length: 2 m, jacket material: PVC, black; cULus approval
	WKC4.5T-2/TEL	6625028	Connection cable, M12 female connector, angled, 5-pin, cable length: 2 m, jacket material: PVC, black; cULus approval