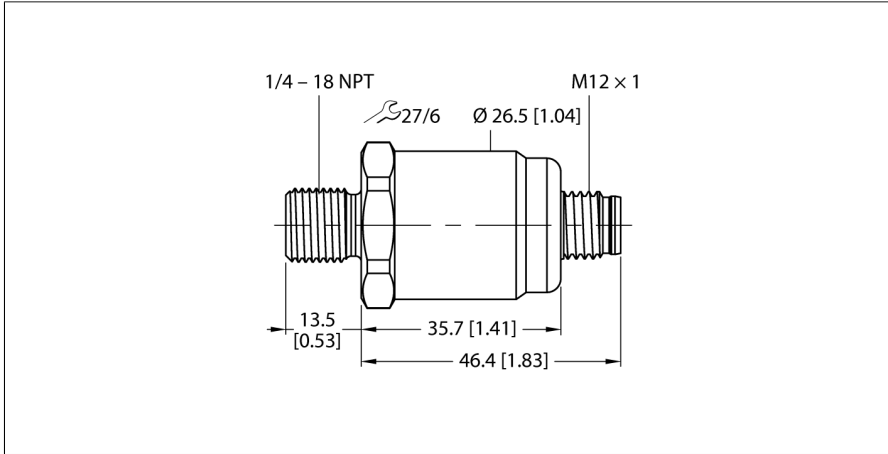


Pressure Transmitter

With Voltage Output (3-Wire)

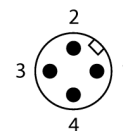
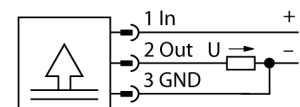
PT2PSIG-1503-U3-H1141/D840



Type	PT2PSIG-1503-U3-H1141/D840
ID	100004765
Pressure range	
Pressure type	Relative pressure
Pressure range	0...0.138 bar
	0...2 psi
	0...0.0138 MPa
Admissible overpressure	≤ 2 bar
Permissible vacuum	-0.3 bar
Burst pressure	≥ 2 bar
Response time	< 150 ms
Adjustment position	Vertical, pressure connection at bottom
Vertical position error, pressure connection at top	+ 0.2 mbar
Horizontal position error	+ 0.1 mbar
Long-term stability	0.25 % FS, Acc. to IEC EN 60770-1
Power supply	
Operating voltage	7...33 VDC
Current consumption	≤ 5 mA
Short-circuit/reverse polarity protection	yes / yes
Protection type and class	IP67 / III
Insulation voltage	500 VDC
Outputs	
Output 1	Analog output
Analog output	
Voltage output	0...5 V
Load	≥ 10 kΩ
Resolution	< ± 0.1 % FS
Accuracy LHR	±0.35 % FS (FS < 100 mbar ±0.7 % FS)
Temperature behaviour	
Medium temperature	-15...+85 °C
Temperature coefficient span TKS	± 0.07 % FS/10 K

- Ceramic measuring cell
- Extremely high measuring accuracy
- Compact and robust design
- Excellent temperature behavior
- Pressure range 0...2 psi rel.
- 7...33 VDC
- Analog output 0...5 V
- Process connection 1/4"-18 NPT male thread
- Plug-in device, M12 × 1

Wiring Diagram



Functional principle

The pressure sensors in the PT...-1500 product series operate with a ceramic measuring cell in various micropressure ranges of up to -100...600 mbar in 2- or 3-wire technology. Depending on the sensor variant, the processed signal is available as an analog output signal (4...20 mA, 0...10 V, 0...5 V, ratiometric).

In addition to the standard variants, there are special sensors for uses such as ATEX areas.

Environmental conditions	
Ambient temperature	-25...+85 °C
Storage temperature	-40...+85 °C
Vibration resistance	20 g, 15...2000 Hz, 15...25 Hz with amplitude ± 15 mm, 1 octave/minute in all 3 directions, 50 continuous loads, according to IEC 68-2-6
Shock resistance	50 g, 6 ms, half sinusoidal curve, all 6 directions, free fall from 1 m onto concrete (6x) acc. to IEC 68-2-27

A wide range of process connections and electrical connections offer a high degree of flexibility in a wide range of applications.

Mechanical data	
Housing material	Stainless-steel/Plastic, 1.4404 (AISI 316L)/polyarylamide 50 % GF UL 94 V-0
Pressure connection material	Stainless steel 1.4404 (AISI 316L)
Pressure transducer material	Ceramic Al ₂ O ₃
Sealing material	FPM
Process connection	1/4" NPT-18 male thread
Wrench size pressure connection / coupling nut	27
Electrical connection	Connector, M12 × 1
Max. tightening torque of housing nut	27 Nm

Reference conditions acc. to IEC 61298-1	
Temperature	15...+25 °C
Atmospheric pressure	800...1060 hPa abs.
Humidity	45 % rel.
Auxiliary power	24 VDC

Tests/approvals	
Approvals	cULus
UL registration number	E302799

MTTF	965 years acc. to SN 29500 (Ed. 99) 40 °C
------	---