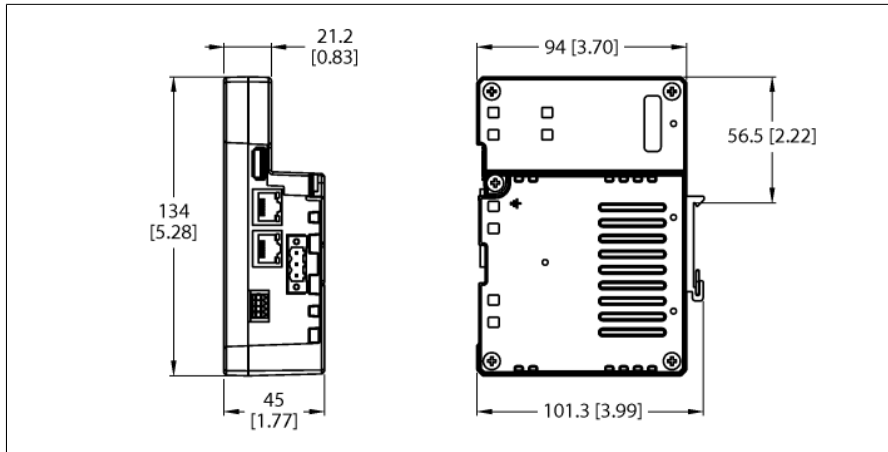


TX700 HMI/PLC Series

Single-Core IOT Gateway — CODESYS V3 PLC with WEB VI-SU

DIN Rail Device for the Control Cabinet

TX700S-P3WV01



Type	TX700S-P3WV01
ID	100009353
Controller	
Processor	ARM Cortex A8, 1 GHz
Memory	4 GB Flash
RAM memory	512 MB
Add-on memory	1 x SD card slot, 1 x USB host port
Real time clock	yes (battery-backed)
PLC data	
Programming	CODESYS V3
Released for CODESYS version	V 3.5.12.10
Programming languages	IEC 61131-3 (IL, LD, FBD, SFC, ST)
Programming interface	Ethernet
Program memory	20000 kByte
Non-volatile memory	63 kByte
Interfaces	
Onboard	2 x RJ45 Ethernet, 1 x RS232/485/422, 1 x USB host, 1 x power supply, 2 x expansion slot
Onboard for selection	CANopen Master (via extension module)
Ethernet	2 x 10/100 Mbit
Protocols	PROFINET (Controller/Master) EtherNet/IP (Scanner/Master) Modbus TCP (Master/Slave) EtherCAT (Master)
Fieldbus	Modbus RTU (Master/Slave) CANopen (Master)
USB	1 x host port
Serial	RS232 / RS485 / RS422
Expansion slot	One slot for up to two plug-in modules

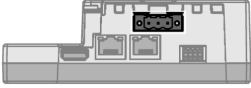

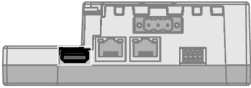

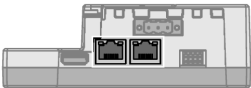

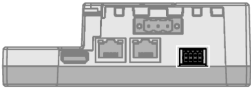



- 2 separated RJ45 Ethernet ports with 10/100 Mbit
- 1 serial interface (RS232, RS485, RS422)
- 1 USB host port
- 1 SD card slot

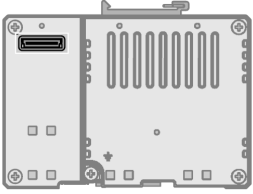
Power supply	
Rated value	24 VDC, max. 0.35 A
Admissible voltage range	10...32 VDC

General data	
Operating ambient conditions	-20...60 °C, 5...85 % relative humidity, non-condensing
Storage ambient conditions	-30...70 °C, 5...85 % relative humidity, non-condensing
Approvals	CE cULus
Ex approval	ATEX IEC Ex Haz. Loc. Class I, Division 2, Groups A,B,C and D
Protection class	IP20

Dimensions	
Front (W x H x D)	45 x 134 x 102 mm
Weight	approx. 0.56 kg

Connection and pin assignment


	<p>Power Supply</p> <p>The power supply connector is delivered with each device. It can be reordered at Turck as accessories. Type designation: TX-Mount-xx</p>	<p>Pin Assignment</p>  <p>1 = 24 VDC 2 = 0V 3 = $\frac{1}{2}$</p>
	<p>USB Interface</p>	<p>Pin Assignment</p>  <p>1 = 5 VDC 2 = D - 3 = D + 4 = GND</p>
	<p>Ethernet Ports</p> <p>The Ethernet ports are independent. Ethernet cables (examples): RJ45 male connector – RJ45 male connector: RJ45S-RJ45S-4414-2M (Order number: 6441423) RJ45 male connector – M12 male connector, 4-pin, D-coded: RSSD-RJ45S-4414-2M (Order number: 6441413) RJ45 male connector – M8 male connector, 4-pin: PSGS4M-RJ45S-4414-2M (Order number: 6933005) RJ45 male connector – M12 female receptacle, 4-pin, D-coded: RJ45-FKSDD-4414-2M (order number: 6935282)</p>	<p>Pin Assignment</p>  <p>12345678</p> <p>1 = TX + 2 = TX - 3 = RX + 4 = n.c. 5 = n.c. 6 = RX - 7 = n.c. 8 = n.c.</p>
	<p>Serial Interface</p> <p>The serial interface can be operated either as RS232, RS485 or RS422. The adjacent wiring diagrams show the respective pin assignments. PLEASE NOTE: In RS485 mode, pins 1 and 2 as well as 3 and 4 must be externally connected!</p>	<p>Pin Assignment in RS232 Operating Mode</p>  <p>1 = RX 2 = TX 3 = CTS 4 = RTS 5 = +5 VDC output 6 = GND 7 = n.c. 8 = shield</p> <p>Pin Assignment in RS485 Operating Mode</p>  <p>1 = B- (RX-) 2 = A- (TX-) 3 = B+ (RX+) 4 = A+ (TX+) 5 = +5 VDC output 6 = GND 7 = n.c. 8 = shield</p> <p>Pin Assignment in RS422 Operating Mode</p>  <p>1 = RX- 2 = TX- 3 = RX+ 4 = TX+ 5 = +5 VDC output 6 = GND 7 = n.c. 8 = shield</p>

Port for Plug-in Module**SD Card Slot**



SD card (example): SD CARD 2 GB (order number: 6828025)






Accessories

Type code	Ident no.		Dimension drawing
TX-LTE-WLAN	100025179	Plug-in LTE and Wi-Fi modem with LTE/UMTS/GSM, Wi-Fi and GNSS	

Function accessories

Type code	Ident no.		Dimension drawing
TX-IO-XX03	6828201	Plug-in I/O module — 20 DI, 12 DO, 4 AI (U/I/RTD/TC), 4 AO (U/I)	
TX-IO-DX06	6828203	Plug-in I/O module — 8 DI, 6 DO, 1 relay output (NO)	
TX-EXTEND	100004786	Plug-in extension module for mechanical adjustment for using the TX-IO-XX03 module	
TX-UMTS	100009535	Plug-in radio modem with 2G/3G support	

Function accessories

Type code	Ident no.		Dimension drawing
TX-DP-S	100010167	Plug-in PROFIBUS DP slave interface, 9-pin SUB-D female connector	
TX-CAN	6828210	Plug-in CANopen interface, 9-pin SUB-D male connector	
TX-RS485	100002598	Plug-in interface for RS485/RS422, 9-pin SUB-D female connector	
TX-RS232	100002599	Plug-in interface for RS232, 9-pin SUB-D female connector	
TX-PSC	100002938	Power Supply Male Connector for TX HMI Devices	