

Technical data

Switching output	
Communication protocol	IO-Link
Output function	NO/NC, PNP/NPN, analog output
Analog output	
Current output	4...20 mA
High level signal current	20...20.5 mA
Low level signal current	3.8...4 mA
Load resistance current output	≤ 0.5 kΩ
Voltage output	0...10 V
High level signal voltage	U _v - 2 V
Low-level signal voltage	≤ 2 V
Load resistance voltage output	≥ 0.75 kΩ
Response time typical	< 400 ms
IO-Link	
IO-Link specification	V 1.1
IO-Link port type	Class A
Transmission physics	COM 2 (38.4 kBaud)
Frame type	2.2
Included in the SIDI GSDML	Yes
Mechanical data	
Housing material	Plastic, PBT
Materials (contact with media)	Stainless steel 1.4404 (AISI 316L), PTFE, FKM
Process connection	G 3/4" male thread
Sealing material	Aramid fibers, bound with NBR
Electrical connection	Connector, M12 × 1
Protection class	IP67
Environmental conditions	
Ambient temperature	-20...+60 °C
Storage temperature	-40...+80 °C
Tests/approvals	
UL registration number	E356899
Displays/Operating elements	
Display	Digital display
MTTF	194 years

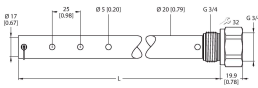
Functional principle

The level sensors of the LS-5 series work according to the principle of the guided microwave. The so-called Time Domain Reflectometry (TDR) is used. This method emits an electromagnetic wave along the probe. When the wave reaches the medium, it is partially reflected due to the dielectric constant compared to air. The electromagnetic wave is picked up again by the sensor and the distance to the liquid can now be determined via the transit time.

Accessories

LSCT-51-0300

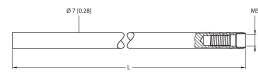
100001874



Coaxial tube for LS-5 level sensors (only G3/4") for use in non-metallic containers, tube length 300 mm, process connection G3/4"

LSRP-1000

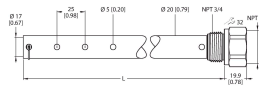
100002197



Rod probe for screwing into LS-5 level sensors, length 1000 mm

LSCT-34-0300

100001875



Coaxial tube for LS-5 level sensors (only G3/4") for use in non-metallic containers, tube length 300 mm, process connection 3/4" NPT