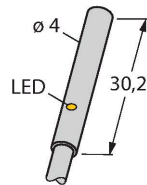


# BI1U-EH04-AP6X

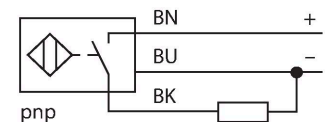
## Inductive Sensor



### Features

- Smooth barrel, Ø 4 mm
- Stainless steel, 1.4427 SO
- Factor 1 for all metals
- Resistant to magnetic fields
- Large switching distance
- DC 3-wire, 10...30 VDC
- NO contact, PNP output
- Cable connection

### Wiring diagram



### Functional principle

Inductive sensors are designed for wear-free and contactless detection of metal objects. uprox3 sensors have significant advantages due to their patented multi-coil system. They excel thanks to their optimum switching distances, maximum flexibility and operational reliability as well as efficient standardization.

### Technical data

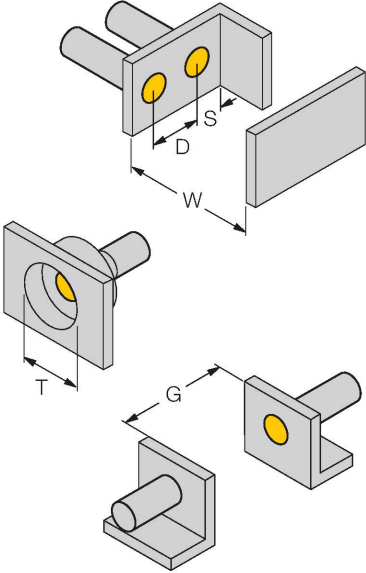
Type	BI1U-EH04-AP6X
ID	4602112
<b>General data</b>	
Rated switching distance	1 mm
Mounting conditions	Flush
Secured operating distance	$\leq (0.81 \times S_n)$ mm
Repeat accuracy	$\leq 2 \%$ of full scale
Temperature drift	$\leq \pm 10 \%$ $\leq \pm 20 \%, \leq 0 \text{ }^{\circ}\text{C}$
Hysteresis	3...15 %
<b>Electrical data</b>	
Operating voltage	10...30 VDC
Residual ripple	$\leq 10 \%$ $U_{ss}$
DC rated operational current	$\leq 100$ mA
No-load current	20 mA
Residual current	$\leq 0.1$ mA
Isolation test voltage	$\leq 0.5$ kV
Short-circuit protection	yes / Cyclic
Voltage drop at $I_o$	$\leq 1.8$ V
Wire breakage/Reverse polarity protection	yes / Complete
Output function	3-wire, NO contact, PNP
DC field stability	200 mT
AC field stability	200 mT <sub>ss</sub>
Switching frequency	2 kHz
<b>Mechanical data</b>	
Design	Smooth barrel, 4 mm



Technical data

Dimensions	30.2 mm
Housing material	Stainless steel, 1.4427 SO
Active area material	Plastic, PA12
End cap	Plastic, PA12
Electrical connection	Cable
Cable quality	Ø 3 mm, LiFY-11Y, PUR, 2 m
Core cross-section	3 x 0.14 mm <sup>2</sup>
Environmental conditions	
Ambient temperature	-25...+70 °C
Vibration resistance	55 Hz (1 mm)
Shock resistance	30 g (11 ms)
Protection class	IP67
MTTF	874 years acc. to SN 29500 (Ed. 99) 40 °C
Switching state	LED, Yellow

Mounting instructions

Mounting instructions/Description		
	Distance D	2 x B
	Distance W	3 x Sn
	Distance T	3 x B
	Distance S	1.5 x B
	Distance G	6 x Sn
	Diameter active area B	Ø 4 mm
	area B	



## Accessories

MBS40

69477

Fixing clamp; material mounting  
block: Anodized aluminium

