

TL50BLWBGYRCQP

LED Indicator – Tower Light

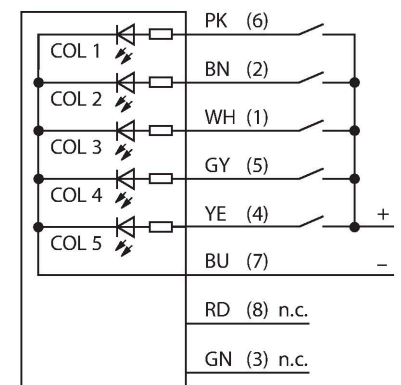
Technical data

Type	TL50BLWBGYRCQP
ID	3030408
Signal and display data	
Purpose	LED indicator light
Function	Tower light
Light type	White Blue Green Yellow Red
Dimmable	No
Features of color 1	White, Permanently on, 56 lm
Features of color 2	Blue, Permanently on, 16 lm
Features of color 3	Green, Permanently on, 52 lm
Features of color 4	Yellow, Permanently on, 15 lm
Features of color 5	Red, Permanently on, 24 lm
Electrical data	
Operating voltage	12...30 VDC
DC rated operational current	≤ 125 mA
Operating voltage	21...27 VAC
AC rated operational current	≤ 100 mA
Max. current consumption per color	125 mA
Input type	Bipolar (PNP/NPN)
Response time typical	< 1 ms
Mechanical data	
Cascadable	No
Design	Smooth barrel, TL50BL
Dimensions	Ø 50 x 168.4 mm
Housing material	Plastic, ABS
Window material	Polycarbonate, clear
Electrical connection	Cable with connector, M12 × 1, 0.15 m, PVC
Number of cores	8
Ambient temperature	-40...+50 °C
Relative humidity	0...95 %
Protection class	IP67
Tests/approvals	
Approvals	CE, UL listed

Features

- Plastic housing, gray
- Protection class IP67
- Protection against electromagnetic and high-frequency interference
- Multicolor: White (COL 1) / Blue (COL 2) / Green (COL 3) / Yellow (COL 4) / Red (COL 5)
- Operating voltage: 12...30 VDC or 24 VAC with 45 mA per LED color
- Inputs: PNP/NPN

Wiring diagram



Functional principle

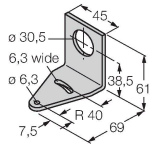
The rugged multifunction TL50 beacon is available in many variations and is easily mounted. Each signal tower can be assembled from a maximum of four varicolored LEDs, with or without a beeper. You can also choose from three different lighting functions (steady, rotating, flashing). The lighting function is indicated in the type code after the color (no number: steady; 1: rotating; 2: flashing). Clearly visible status displays for indoor and outdoor applications. The wiring diagram shows a PNP pin assignment.

5 colors are available, blue (B), green (G), red (R), yellow (Y) and white (W), which specify the light sequence from bottom to top in the type designation of the tower light. Example: TL50GYRQ, designates the colors green, yellow and red from bottom to top.

Accessories

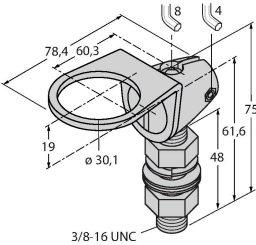
SMB30A 3032723

Mounting bracket, rectangular, stainless steel, for sensors with 30mm thread



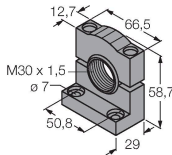
SMB30FA 3074005

Montagewinkel; Werkstoff VA 1.4401



SMB30SC 3052521

Mounting bracket, PBT black, for sensors with 30 mm thread, rotatable



Accessories

Dimension drawing	Type	ID	
	RKC8T-2/TEL	6625130	Connection cable, M12 female connector, straight, 8-pin, cable length: 2 m, jacket material: PVC, black; cULus approval
	WKC8T-2/TEL	6625133	Connection cable, M12 female connector, angled, 8-pin, cable length: 2 m, jacket material: PVC, black; cULus approval