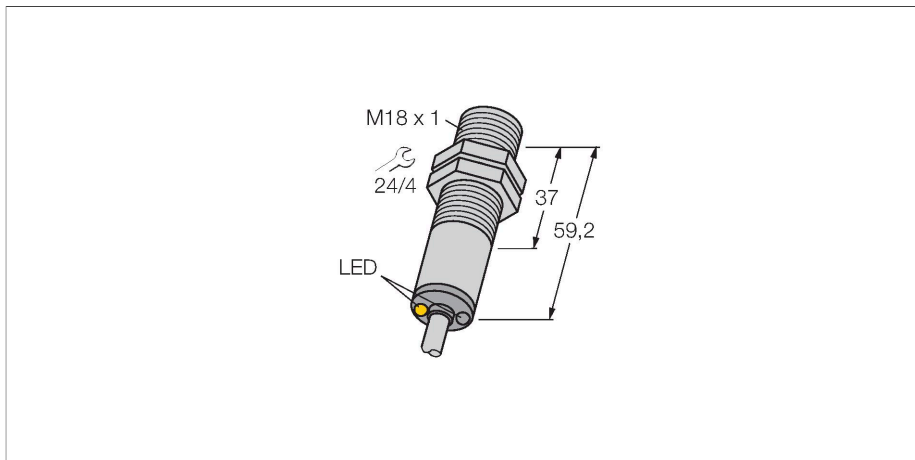


M186E

Photoelectric Sensor – Opposed Mode Sensor (Emitter)



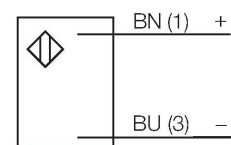
Technical data

Type	M186E
ID no.	3048346
Optical data	
Function	Opposed mode sensor
Operating mode	Emitter
Light type	IR
Wavelength	950 nm
Range	0...20000 mm
Electrical data	
Operating voltage	10...30 VDC
Residual ripple	< 10 % U _{ss}
Readiness delay	≤ 100 ms
Mechanical data	
Design	Threaded barrel, M18
Dimensions	Ø 18 x 59.2 mm
Housing material	Metal, Stainless steel
Lens	plastic, Polycarbonate
Electrical connection	Cable, 2 m, PVC
Number of cores	2
Core cross-section	0.5 mm ²
Ambient temperature	-40...+70 °C
Protection class	IP69
Special features	Chemical-resistant Encapsulated Wash down
Power-on indication	LED, Green
Excess gain indication	LED

Features

- Cable, 2 m
- Protection class IP67
- Ambient temperature: -40...+70 °C
- Metal housing
- Connecting cable, 2 m
- Operating voltage: 10...30 VDC

Wiring diagram



Functional principle

Opposed mode sensors consist of an emitter and receiver. They are installed opposite to each other so that the light from the emitter is aimed directly at the receiver. When an object interrupts or weakens the light beam, the sensor switches. Opposed mode sensors are the most reliable photoelectric sensors for detection of opaque targets. The excellent light/dark contrast and the high excess gain allow operation over larger distances and under difficult conditions.

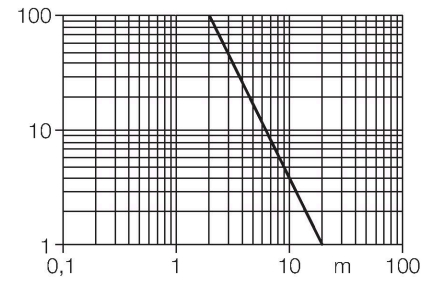
Excess gain curve
Excess gain in relation to the distance

Technical data

Tests/approvals

Approvals

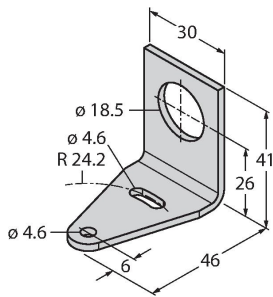
CE



Accessories

SMB18A

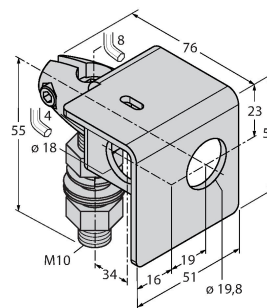
3033200



Mounting bracket, rectangular, stainless steel, for sensors with 18 mm thread

SMB18AFAM10

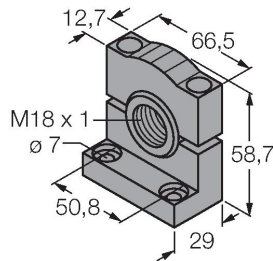
3012558



Mounting bracket, material VA 1.4401, for M10 x 1.5 thread, thread length 18 mm

SMB3018SC

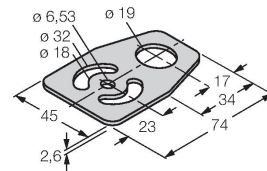
3053952



Mounting bracket, PTB black, for sensors with 18 mm thread

SMBAMS18P

3073134



Mounting bracket, stainless steel, for sensors with 18 mm thread