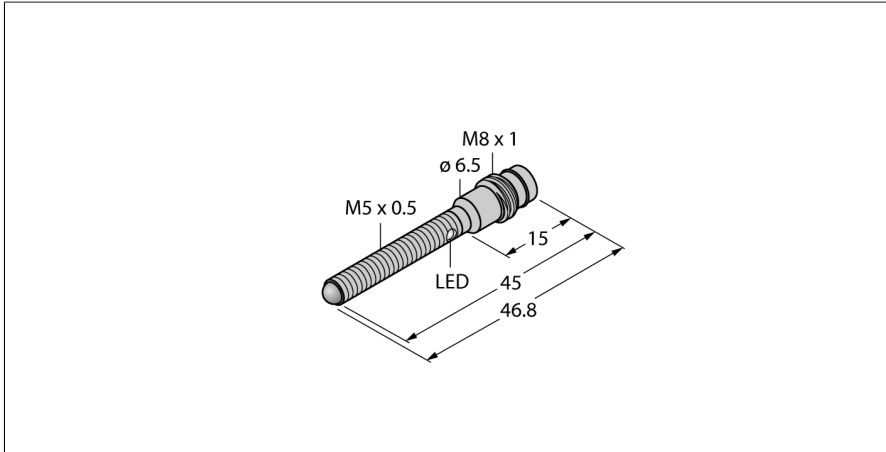
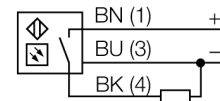


Photoelectric Sensor Convergent Mode Sensor Miniature Sensor VSM5AP6CV10Q7



- Stainless steel housing V2A
- Protection class IP67
- Male M8 × 1; 3-pin
- Lens, sapphire crystal glass
- Operating voltage: 10...30 VDC
- PNP switching output, light operation

Wiring Diagram



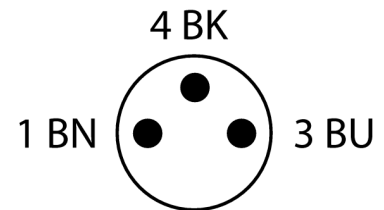
Type	VSM5AP6CV10Q7
ID	3013375

Optical data	
Function	Proximity switch
Operating mode	Diffuse
Light type	IR
Wavelength	880 nm
Focal distance	10 mm

Electrical data	
Operating voltage	10...30 VDC
Residual ripple	< 10 % U _n
DC rated operational current	≤ 100 mA
No-load current I ₀	≤ 15 mA
Short-circuit protection	yes
Reverse polarity protection	yes
Output function	NO contact, light operation, PNP
Switching frequency	≤ 250 Hz
Readiness delay	≤ 20 ms
Response time typical	< 2.5 ms

Mechanical data	
Design	Tube, VSM
Dimensions	Ø 5 x 46.8 mm
Housing material	Metal, Stainless steel
Lens	glass, Sapphire
Electrical connection	Connector, M8 × 1, 2 m, PVC
Number of cores	3
Core cross-section	0.34 mm ²
Ambient temperature	0...+55 °C
Protection class	IP67

Switching state	LED, Yellow
Excess gain indication	LED, flashing



Functional principle

Convergent mode sensors are equipped with a lens in front of the emitter diode that produces a small and intense focal point at a defined distance from the sensor. Similar to diffuse mode sensors, the light reflected by the target is evaluated. Convergent mode sensors are ideal for the detection of small targets, color marks, edge guiding and positioning control of transparent materials. The targets must always be within the focal depth of the sensors. The focal depth is defined as the area in front of or behind the focal point within which the object can be detected. Based on the intense light concentration in the focal point, convergent mode sensors are capable of detecting targets with a low reflectivity.

Excess Gain Curve

Tests/approvals	
Approvals	CE, UL

