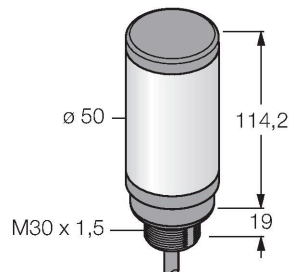


# CL50BRYP

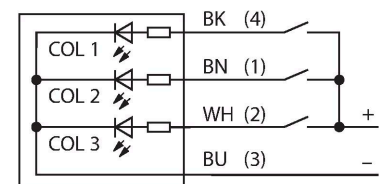
## LED Indicator – Tower Light



### Features

- LED tower light
- Individually controllable
- Mechanical screw-in thread M30x1.5
- Protection class IP67
- Multicolor: Blue (COL 1) / Red (COL 2) / Yellow (COL 3)
- Cable length 2 m
- Operating voltage 18...30 VDC

### Wiring diagram



### Functional principle

Multicolor/multifunction display  
 Rugged and well-priced LED tower, easy to install  
 Illuminated segments for clear operator guidance and display of system status.  
 Display of up to 3 colors.  
 Compact devices, no controller required  
 No mounting  
 The wiring diagram shows the PNP input configuration. An instruction leaflet with detailed information about the connection is included with the devices.

### Technical data

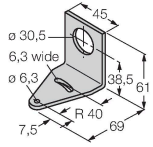
Type	CL50BRYP
ID	3018642
<b>Signal and display data</b>	
Purpose	LED indicator light
Function	Tower light
Light type	Blue Red Yellow
Dimmable	No
<b>Electrical data</b>	
Operating voltage	18...30 VDC
DC rated operational current	≤ 100 mA
Input type	PNP
Response time typical	< 10 ms
<b>Mechanical data</b>	
Cascadable	No
Design	Cylindrical/Smooth, CL50
Dimensions	Ø 50 x 114.2 mm
Housing material	Plastic, ABS
Window material	Plastic, diffuse
Electrical connection	Cable, 2 m, PVC
Ambient temperature	-40...+50 °C
Protection class	IP67
<b>Tests/approvals</b>	
Approvals	CE, UL listed

Accessories

SMB30A

3032723

Mounting bracket, rectangular, stainless steel, for sensors with 30mm thread



SMB30SC

3052521

Mounting bracket, PBT black, for sensors with 30 mm thread, rotatable

