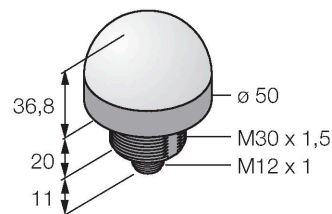


# K50LIGYXPQ

## LED Indicator – Beacon



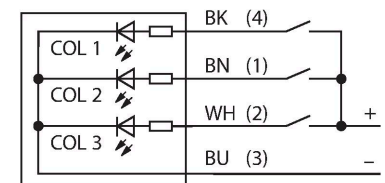
### Technical data

Type	K50LIGYXPQ
ID	3028662
<b>Signal and display data</b>	
Purpose	LED indicator light
Function	Spotlight
Light type	Green Yellow
LED service life (L70)	50000 h
Dimmable	No
Features of color 1	Green, Permanently on
Features of color 2	Yellow
Special features	Wash down
<b>Electrical data</b>	
Operating voltage	18...30 VDC
DC rated operational current	≤ 40 mA
Input type	PNP
Response time typical	< 1 ms
<b>Mechanical data</b>	
Cascadable	No
Design	Dome, K50L
Dimensions	Ø 50 x 69 mm
Housing material	Plastic, PC, Black
Window material	Polycarbonate, diffuse
Electrical connection	Connector, M12 × 1, PVC
Number of cores	4
Ambient temperature	-40...+50 °C
Relative humidity	0...90 %

### Features

- LED all-round visible
- ATEX category II 1 G, Ex-zone 0
- ATEX category II 1 D, Ex-zone 20
- Individually controllable
- Mechanical screw-in thread M30 x 1.5
- Protection classes IP67/IP69K
- Multicolor: Green (COL 1) / Yellow (COL 2)
- Male M12 x 1
- It is envisaged to control always only one color with the appropriate equipment
- ATEX II 1 G approval
- Gases and vapors IIC group, Zone 0
- ATEX II 1 D approval
- Dusts IIIC group, Zone 20
- When used in hazardous areas, the special conditions of the approval must be observed

### Wiring diagram



## Technical data

Protection class	IP67 IP69
------------------	--------------

### Tests/approvals

MTTF	249 years acc. to SN 29500 (Ed. 99) 40 °C
------	---

Approvals	CE, IECEx
-----------	-----------

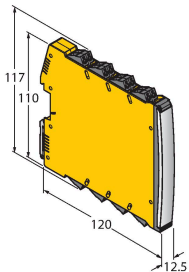
Approvals	ATEX II 1 GD
-----------	--------------

## Accessories

IMX12-DO01-1U-1U-0/24VDC

7580101

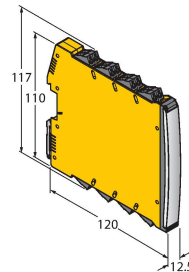
Solenoid driver; 1-channel; SIL 2 acc. to IEC 61508; Ex-proof version; monitoring of wire-break and short-circuit; removable screw terminals; 12.5 mm wide; 24 VDC power supply



IMX12-DO01-2U-2U-0/24VDC

7580105

Solenoid driver; 2-channel; SIL 2 acc. to IEC 61508; Ex-proof version; monitoring of wire-break and short-circuit; removable screw terminals; 12.5 mm wide; 24 VDC power supply

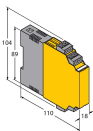


## Accessories

Dimension drawing

Type

ID



IM72-11EX/L

7520703

Screw terminals