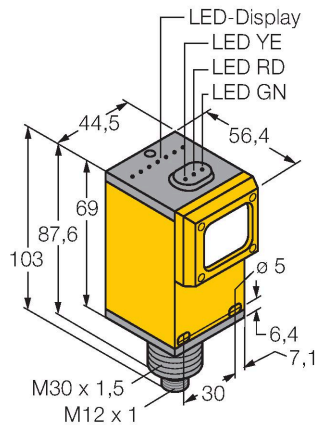


Q452EQ1

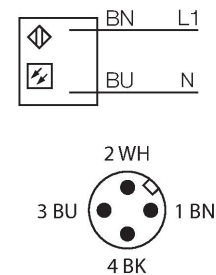
Photoelectric Sensor – Opposed Mode Sensor (Emitter)



Features

- M12 × 1 male connector
- Protection class IP67
- Operating voltage: 90...250 VAC

Wiring diagram

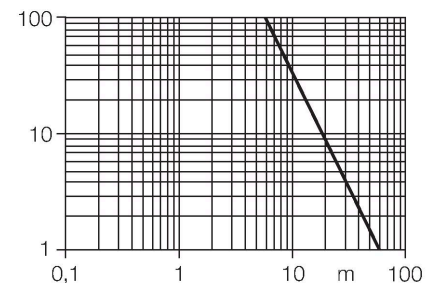


Technical data

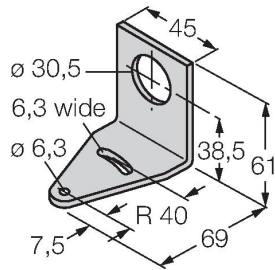
Type	Q452EQ1
ID no.	3040222
Optical data	
Function	Opposed mode sensor
Operating mode	Emitter
Light type	IR
Wavelength	880 nm
Range	0...60000 mm
Electrical data	
Operating voltage	90...250 VAC
No-load current	≤ 50 mA
Readiness delay	≤ 0 ms
Mechanical data	
Design	Rectangular, Q45
Dimensions	Ø 30 x 56.4 x 44.5 x 102.6 mm
Housing material	Plastic, Thermoplastic material
Lens	plastic, Acrylic
Electrical connection	Connectors, 1/2", PVC
Number of cores	4
Ambient temperature	-40...+70 °C
Protection class	IP67
Power-on indication	LED, Green
Excess gain indication	LED
Tests/approvals	
MTTF	67 years acc. to SN 29500 (Ed. 99) 40 °C
Approvals	CE, cURus, CSA

Functional principle

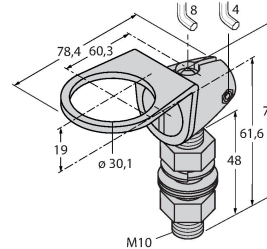
Opposed mode sensors consist of an emitter and receiver. They are installed opposite each other so that the light from the emitter is aimed directly at the receiver. When an object interrupts or weakens the light beam, the sensor switches. Opposed mode sensors are the most reliable photoelectric sensors for detection of opaque targets. An excellent contrast between light and dark conditions and an extremely high excess gain are typical of this sensing mode, thus allowing operation over larger distances and under difficult conditions. Excess gain curve
Excess gain in relation to the distance



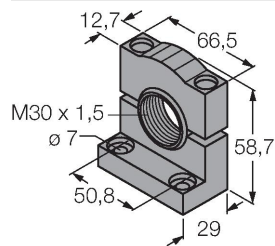
Accessories

SMB30A
3032723


Mounting bracket, rectangular, stainless steel, for sensors with 30mm thread

SMB30FAM10
3011185


Mounting bracket, stainless steel, for M10 x 1.5 thread, thread length 30 mm

SMB30SC
3052521


Mounting bracket, PBT black, for sensors with 30 mm thread, rotatable