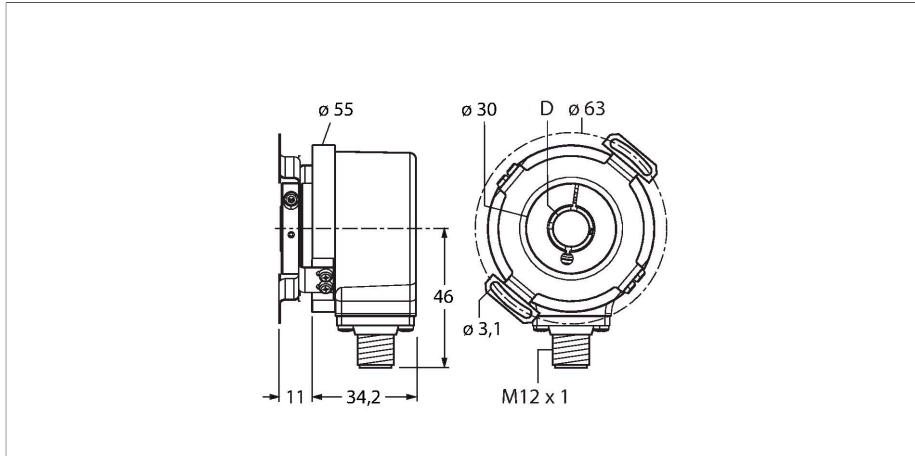


REI-12H15E-4B1024-H1181

Incremental Encoder

Industrial Line



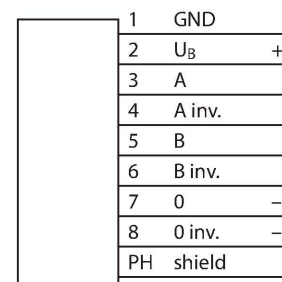
Technical data

Type	REI-12H15E-4B1024-H1181
ID	100010531
Measuring principle	Optical
General data	
Max. Rotational Speed	6000 rpm
Moment of inertia of the rotor	$6 \times 10^{-6} \text{ kgm}^2$
Starting torque	< 0.05 Nm
Output type	Incremental
Resolution, incremental	1024 ppr
Electrical data	
Operating voltage	5...30 VDC
No-load current	90 mA
Output current	≤ 20 mA
Short-circuit protection	yes
Wire breakage/Reverse polarity protection	yes
Pulse frequency max.	300 kHz
Signal level high	min. 2.5 V
Signal level low	max. 0.5 V
Output function	RS422/TTL, invertable
Mechanical data	
Design	Hollow shaft
Flange type	Flange with stator coupling
Flange diameter	Ø 63 mm
Shaft Type	Hollow shaft
Shaft diameter D [mm]	15

Features

- Flange with stator coupling, Ø 63 mm
- Hollow shaft, Ø 15 mm
- Optical measuring principle
- Shaft material: stainless steel
- Protection class IP67 on housing and shaft side
- -40...+85 °C
- Max. 6000 rpm (continuous operation 3000 rpm)
- 5...30 VDC
- RS422/TTL invertible
- Pulse frequency max. 300 kHz
- M12 × 1 male connector, 8-pin
- 1024 pulses per revolution

Wiring diagram



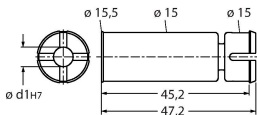
Technical data

Shaft material	Stainless steel
Housing material	Die-cast zinc
Electrical connection	Connector, M12 × 1
	8-pin
Axial shaft load	40 N
Radial shaft load	80 N
Environmental conditions	
Ambient temperature	-40...+85 °C
Vibration resistance (EN 60068-2-6)	300 m/s ² , 10...2000 Hz
Shock resistance (EN 60068-2-27)	3000 m/s ² , 6 ms
Protection class	IP67
Protection class housing	IP65
Protection class shaft	IP67

Accessories

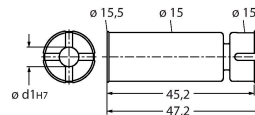
RSA-6 1544700

Inlay, outer diameter 15 mm, inner diameter 12.7 mm



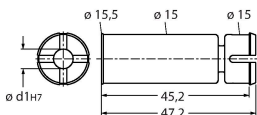
RSA-5 1544669

Inlay, outer diameter 15 mm, inner diameter 12 mm



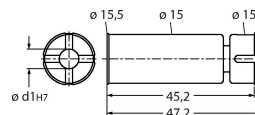
RSA-4 1544668

Inlay, outer diameter 15 mm, inner diameter 9.53 mm



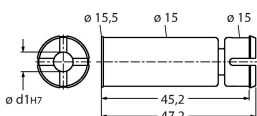
RSA-3 1544667

Inlay, outer diameter 15 mm, inner diameter 10 mm



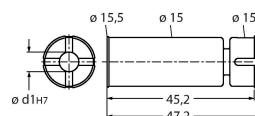
RSA-2 1544666

Inlay, outer diameter 15 mm, inner diameter 6.35 mm



RSA-1 1544665

Inlay, outer diameter 15 mm, inner diameter 6 mm



Accessories

Dimension drawing	Type	ID	
	RKC8T-2/TXL	6625142	Connection cable, M12 female connector, straight, 8-pin, cable length: 2 m, jacket material: PUR, black; cULus approval
	WKC8T-2/TXL	6625145	Connection cable, M12 female connector, angled, 8-pin, cable length: 2 m, jacket material: PUR, black; cULus approval