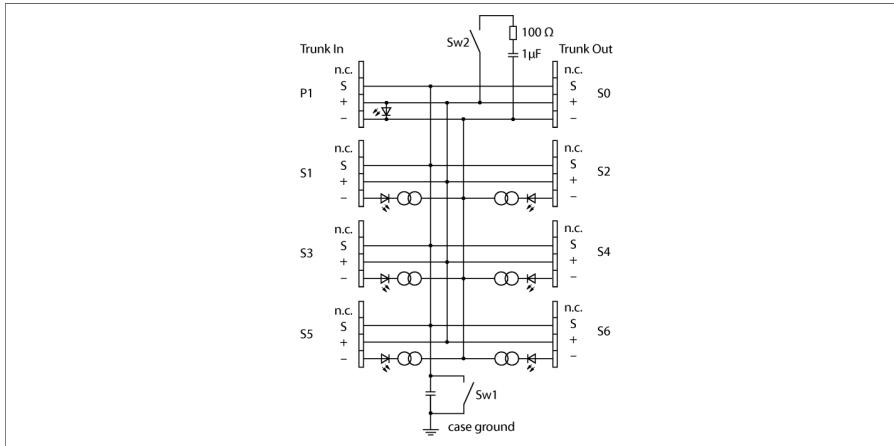


PROFIBUS-PA

IP67 junction box, 6-channel

JBBS-48SC-T615/3G



The 6-channel junction box JBBS-48SC-T615/3G is designed for PROFIBUS-PA systems.

The junction box is equipped with an adjustable short-circuit current limiter. As maximum current limit, the following values can be selected together for all channels via a rotary coding switch: 30, 35, 45 and 60 mA.

The housing is made of powder-coated die-cast aluminium and is IP67 rated.


The junction box is equipped with an activatable terminating resistor for the bus. The switch is integrated in the housing on the board.

Condensation in the housing is prevented by a breather.

Shielding and housing can be connected directly via a second switch which is also located on the board.

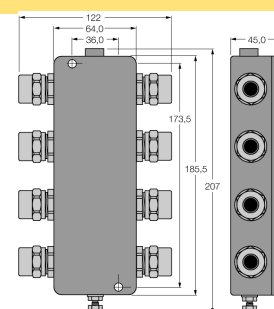
Note: It must be ensured that there is sufficient equipotential bonding in the system. The device is connected to the equipotential bonding via the housing's M5 x 1 grounding bolt.

- Junction box for wall mounting with PVC cable glands M20 x 1.5
- Short-circuit protection per drop line/spur
- Integrated terminating resistor (activatable)
- Cable shielding: Capacitive or direct connection to housing potential selectable via switch
- Isolated support terminal for optional protective conductor incorporated in cable
- Powder-coated die-cast aluminium housing
- Pressure compensation element protects against condensation
- Connection of the housing potential via M5 x 1 bolt
- Entity and FISCO compliant according to IEC 60079-11



Type	JBBS-48SC-T615/3G
ID	6611418
Fieldbus standard	IEC 61158-2
Operating voltage	12...32 VDC
Current self-consumption	≤ 7 mA
Voltage drop	≤ 0.3V
Short-circuit protection	≤ 30, ≤ 35, ≤ 45, ≤ 60 mA
Displays/Operating elements	
Operational readiness	1 × green
Short-circuit message	6 x red
Ex approval acc. to conformity certificate	TURCK Ex-13016H X
Device designation	Ex II 3 G Ex nA II T4 Gc
Device designation	Ex II 3 G Ex ic IIC T4 Gc
	FISCO / Entity field device
Electrical connection	Cable gland
Segment IN	1 x M20 x 1.5 (Ø 7...13 mm)
Segment OUT	1 x M20 x 1.5 (Ø 7...13 mm)
Spur line	6 x M20 x 1.5 (Ø 7...13 mm)
Terminal cross-section	0.2...2.5 mm² (AWG: 24...14)
Earthing bolt	M5 x 1
Protection class	IP67
MTTF	117 years acc. to SN 29500 (Ed. 99) 40 °C
Ambient temperature	-25...+70 °C
Housing material	Powder-coated die-cast aluminium
Housing color	Black/yellow
Dimensions	64 x 150 x 45 mm
Connection mode	Wall mounting

Dimensions



Terminal assignment



- 1 = n.c.
- 2 = Shield
- 3 = +
- 4 = -