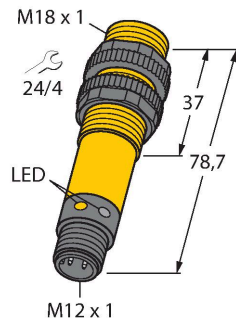


S183EQ3

Photoelectric Sensor – Opposed Mode Sensor (Emitter)



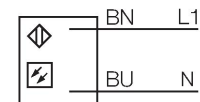
Technical data

Type	S183EQ3
ID no.	3036881
Optical data	
Function	Opposed mode sensor
Operating mode	Emitter
Light type	IR
Wavelength	950 nm
Range	0...20000 mm
Electrical data	
Operating voltage	20...250 VAC
Readiness delay	≤ 100 ms
Mechanical data	
Design	Threaded barrel, S18
Dimensions	Ø 18 x 78.7 mm
Housing material	Plastic, Thermoplastic material
Lens	plastic, Polycarbonate
Electrical connection	Connectors, M12 × 1, PVC
Number of cores	5
Ambient temperature	-40...+70 °C
Protection class	IP67 IP69
Special features	Encapsulated Wash down
Power-on indication	LED, Green
Excess gain indication	LED
Tests/approvals	
Approvals	CE, UL, CSA

Features

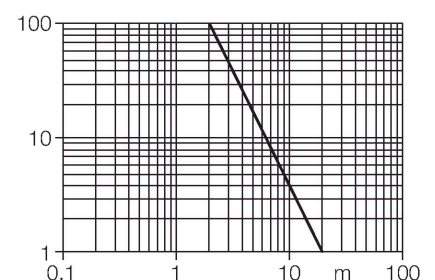
- M12 × 1 male connector, 4-pin
- Protection classes IP67/IP69K
- Ambient temperature: -40 °C...+70 °C
- Operating voltage: 20...250 VAC

Wiring diagram



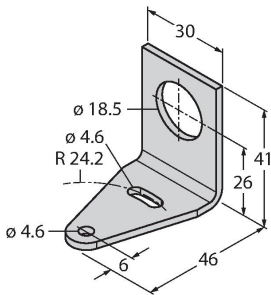
Functional principle

Opposed mode sensors consist of an emitter and receiver. They are installed opposite each other so that the light from the emitter is aimed directly at the receiver. When an object interrupts or weakens the light beam, the sensor switches. Opposed mode sensors are the most reliable photoelectric sensors for detection of opaque targets. An excellent contrast between light and dark conditions and an extremely high excess gain are typical of this sensing mode, thus allowing operation over larger distances and under difficult conditions. Excess gain curve
Excess gain in relation to the distance



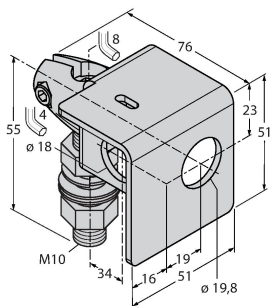
Accessories

SMB18A 3033200



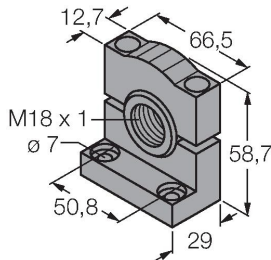
Mounting bracket, rectangular, stainless steel, for sensors with 18 mm thread

SMB18AFAM10 3012558



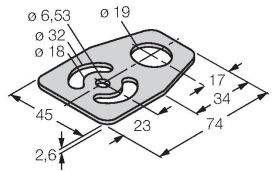
Mounting bracket, material VA 1.4401, for M10 x 1.5 thread, thread length 18 mm

SMB3018SC 3053952



Mounting bracket, PTB black, for sensors with 18 mm thread

SMBAMS18P 3073134



Mounting bracket, stainless steel, for sensors with 18 mm thread